



YOUR INFRASTRUCTURE PARTNER FOR OVER 50 YEARS

2025 Parts & Tools Solutions

Over 300,000 industrial OEM and aftermarket parts, tools, and accessories. In-stock and ready to ship.



AIRSPADE

VIVAX METROTECH

SMART HOSE

FEDERAL SIGNAL

H

DICAR

VYPER

JM

TENSION

RETOOL

MS

PLASTIC COMPANIES

LIFT

STANLEY Infrastructure

SOUTH END TOOL CO.

samson

HYDRA-FLEX

SALSA

Rapid View

PIRANHA HOSE PRODUCTS

enz

teamjdc.com

800-336-4369



LOCATIONS

Michigan HQ

Northville, 248.349.0904

California

Antioch, 925.777.0944

California

Corona, 925.777.0944

Florida

Orlando, 407.438.3380

Illinois

Joliet, 815.727.1000

Indiana

Whitestown, 317.768.2600

Louisiana

Gonzales, 225.647.3010

Louisiana

Sulphur, 337.582.4033

Massachusetts

Westfield, 413.642.4000

New Jersey

Wharton, 973.659.0061

New York

Bay Shore, 631.231.0206

Ohio

Cincinnati, 513.250.3080

Ohio

Twinsburg, 330.963.7766

South Carolina

Greenville, 864.315.2900

Texas

La Porte, 281.842.8700

Ontario, CA

Bolton, 905.857.7474

CONTENTS

4 - 25	Sewer cleaning
26 - 32	Vacuum excavation
33 - 36	Industrial vacuum
38 - 39	Inspection cameras
40 - 47	Inspection accessories
48 - 49	Safety equipment
50 - 53	Confined space equipment
54 - 57	Utility Equipment
58	Sweeper replacement parts
59	Valves

Pipe Sizes

General
Cleaning

Grease

Roots

Storm

Mineral Deposits
that outline the
inside of the pipe

Protruding
Laterals

Hard Mineral
that has built up
from the bottom

Blockages

Don't Blow
The Commode
specifically to prevent
blowing toilets

8" Pipe



Standard



KBR Rotator



Hydraulic Root
Cutter



Grenade



Scraper



Hydraulic Root
Cutter



Milling



Chisel



KBR Rotator
Bulldog

10" Pipe



Standard



KBR Rotator



Hydraulic Root
Cutter



Grenade



Scraper



Hydraulic Root
Cutter



Milling



Chisel



KBR Rotator
Bulldog

12" Pipe



Standard
Grenade



KBR Rotator



Scraper



Grenade



Scraper



Hydraulic Root
Cutter



Milling



Chisel



KBR Rotator
Bulldog

15" Pipe



Standard
Grenade



KBR Rotator
Bulldog
Warthog



Scraper



Grenade



Scraper



Scraper



Milling



Chisel



Bulldog

18" Pipe



Standard
Grenade



KBR Rotator
Bulldog
Warthog



Scraper



Bulldozer



Scraper



Scraper



Milling



Chisel



Bulldog

21" Pipe



Standard
Grenade



KBR Rotator
Bulldog
Warthog



Scraper



Bulldozer



Scraper



Scraper



Milling



Chisel



Bulldog

24" Pipe



Standard
Grenade



KBR Rotator
Bulldog
Warthog



Scraper



Bulldozer



Scraper



Scraper



Milling



Chisel



Bulldog










GENERAL CLEANING NOZZLES



PRODUCT NAME	MODEL #	CONNECTING THREAD	PIPE RANGE	MIN. GPM	MAX. PRESSURE	SPRAY ANGLE
enz 1/2" Grenade Bombs	#40050	1/2 in.	2 1/2 - 6 in.	8 GPM @ 1450 PSI	5,075 PSI	10° and 30°
enz 3/4" Grenade Bombs	#40075	3/4 in.	3 - 8 in.	26 GPM @ 1450 PSI	5,075 PSI	10° and 30°
enz 1" Grenade Bombs	#40100A	1 in.	6 - 12 in. or 6 - 16 in.	40 GPM @ 1450 PSI	3,625 PSI	10° and 30°



PRODUCT NAME	MODEL #	CONNECTING THREAD	PIPE RANGE	MIN. GPM	MAX. PRESSURE	SPRAY ANGLE
enz 1/2" Standard Cleaning Nozzles	#30050	1/2 in.	2 - 8 in.	8 GPM @ 1450 PSI	5,075 PSI	30°
enz 3/4" Standard Cleaning Nozzles	#30075	3/4 in.	2.8 - 10 in.	13 GPM @ 1450 PSI	5,075 PSI	30°
enz 1" Standard Cleaning Nozzles	#30100	1 in.	6 - 14 in.	32 GPM @ 1450 PSI	3,625 PSI	30°

PRODUCT NAME	MODEL #	CONNECTING THREAD	GPM	DESCRIPTION
 JDC 1" Nozzles	#3253-B	1 in.	80	15° Standard Cleaning Nozzle
 JDC 1" Nozzles	#3306-B	1 in.	80	30° Standard Cleaning Nozzle w/ FWJ
 JDC 1" Nozzles	#3256-B	1 in.	80	15° Standard Cleaning Nozzle w/ FWJ
 JDC 1" Nozzles	#3303-B	1 in.	80	30° Standard cleaning nozzle — no FWJ
 JDC 1" Nozzles	#58929AJD	1 in.	60	General Purpose Nozzle
 JDC 1" Nozzles	#58929BJD	1 in.	80	General Purpose Nozzle
 JDC 1" Nozzles	#58929CJD	1 in.	100	General Purpose Nozzle
 JDC 1" Nozzles	#40585BJD	1 in.	80	Sand nozzle
 JDC 1" Nozzles	#3103-B	1 in.	80	15° Penetrator nozzle

ROTATING NOZZLES



PRODUCT NAME	MODEL #	CONNECTING THREAD	PIPE RANGE	ROTATING NOZZLES	FRONT JET	SPRAY ANGLE
enz KBR 1/2" Rotating Combination Nozzles	#04050A	1/2 in.	4 - 8 in.	*	Optional	45° in rear
enz KBR 3/4" Rotating Combination Nozzles	#04050BS	3/4 in.	4 - 8 in.	*	Optional	45° in rear
enz KBR 1" Rotating Combination Nozzles	#04060	1 in.	4 - 12 in.	*	Optional	45° in rear



PRODUCT NAME	MODEL #	CONNECTING THREAD	PIPE RANGE	ROTATING NOZZLES	FRONT JET	SPRAY ANGLE
enz RGS 1/2" Rotating Nozzle	#01050A	1/2 in.	4 - 8 in.	4 x M6	Optional	90°
enz RGS 3/4" Rotating Nozzles	#01050B	3/4 in.	4 - 8 in.	4 x M6	Optional	90°
enz RGS 1" Rotating Nozzles	#01060	1 in.	4 - 12 in.	4 x M8	Optional	90°
enz RGS 1" Rotating Nozzles	#01100A	1 in.	4 - 12 in.	4 x M10	Optional	90°









PRODUCT NAME	MODEL #	CONNECTING THREAD	PIPE RANGE	ROTATING NOZZLES	FRONT JET	SPRAY ANGLE
enz KBRV 1/2" Rotating Combination Nozzles	#04040AV	1/2 in.	3 - 6 in.	*	*	90° and 45° Forward Facing
enz KBRV 3/4" Rotating Combination Nozzles	#04050BV	3/4 in.	3 - 6 in.	*	*	90° and 45° Forward Facing
enz KBRV 1/2" Rotating Combination Nozzles	#04050AV	1/2 in.	4 - 12 in.	*	*	90° and 45° Forward Facing
enz KBRV 1" Rotating Combination Nozzles	#04060V	1 in.	8 - 24 in.	*	*	90° and 45° Forward Facing



PRODUCT NAME	MODEL #	CONNECTING THREAD	PIPE RANGE	ROTATING NOZZLES	FRONT JET	SPRAY ANGLE
enz HRV 1/2" Semi-Radially Rotating Nozzles	#03040	1/2 in.	2 1/2 - 6 in.	*	Optional	45° in Front
enz HRV 3/4" Semi-Radially Rotating Nozzles	#03050B	3/4 in.	4 - 8 in.	*	Optional	45° in Front
enz HRV 1" Semi-Radially Rotating Nozzles	#03060	1 in.	4 - 12 in.	*	Optional	45° in Front
enz HRV 1" Semi-Radially Rotating Nozzles	#03100A	1 in.	8 - 24 in.	*	Optional	45° in Front

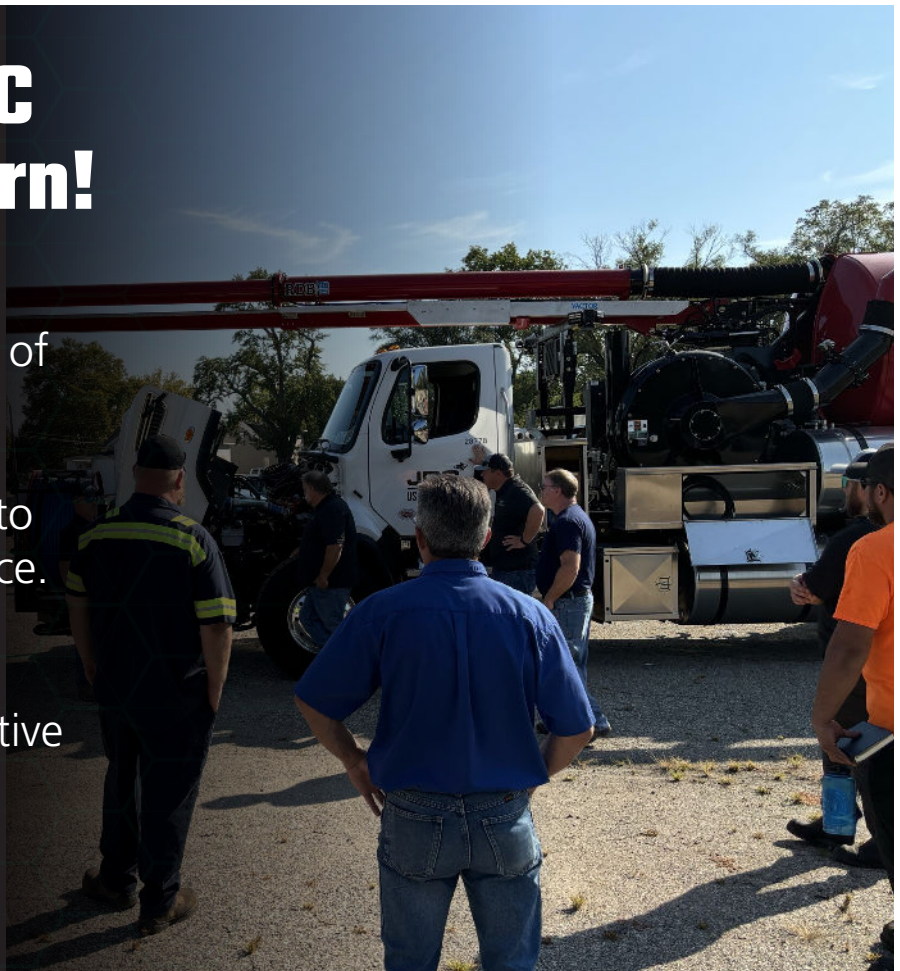
ROTATING NOZZLES

	PRODUCT NAME	MODEL #	CONNECTING THREAD	PIPE RANGE	GPM Flows	Rotating Nozzles:	Pulling Force
	Warthog 3/8" Nozzle	#WT-3/8-C	3/8 in.	3 - 6 in.	5 - 12 GPM (20-45 l/min)	3 x 1/8 NPT	5 - 20 lbs.
	Warthog 1/2" Nozzle	#WS-1/2	1/2 in.	4 - 8 in.	8 - 20 GPM	3 x 1/8 NPT	9 - 27 lbs.
	Warthog 1/2" Nozzle	#WH-1/2	1/2 in.	6 - 18 in.	10 - 45 GPM (40-170 l/min)	3 x 1/8 NPT	18 - 50 lbs.
	Warthog 3/4" Nozzle	#WH-3/4	3/4 in.	6 - 18 in.	10 - 45 GPM (40-170 l/min)	3 x 1/8 NPT	18 - 50 lbs.
	Warthog 1" Nozzle	#WHR-SWITCHER	1 in.	6 - 18 in.	20 - 45 GPM	5 x 1/8 NPT	30 - 90 lbs.
	Warthog 1" Nozzle	#WG-1	1 in.	8 - 36 in.	50 - 80 GPM	5 x 1/8 NPT	70 - 100 lbs.

Schedule a JDC Lunch and Learn!

Let us provide your team with a high level overview of the equipment that they'll use every day from our pro's with the know-how to maximize their performance.

Reach out to your Regional Sales Representative to schedule one today.




CONTROLLED ROTATION NOZZLE



PRODUCT NAME	MODEL #	CONNECTING THREAD	PIPE RANGE	FRONT JET
enz 1/2" Bulldog Rotating Nozzles	#401037	1/2 in.	2 - 8 in.	Optional
enz 3/4" Bulldog Rotating Nozzles	#400060A	3/4 in.	4 - 12 in.	1 x M8
enz 1" Bulldog Rotating Nozzles	#400060BS	1 in.	4 - 12 in.	1 x M8

Designed for operating with both recycled and fresh water, the enz Bulldog Recycling Rotating Nozzle allows for the use of multiple types of recycled water for your specific applications. With an intergrated oil-free breaking system, the nozzle runs a low wear-and-tear operation with controlled numbers of rotation.

MINERAL & HARD DEPOSITS



Percussion Milling Cutters are specifically designed to remove stubborn deposits like concrete, injection cement, as well as calcareous and mineral deposits. They are equipped with tungsten carbide and or diamond tipped teeth. They work with a percussion system of 600 - 3000 impulses per minute and up to 12 tons of impact force.


PRODUCT NAME	MODEL #	CONNECTING THREAD	PIPE RANGE	MIN. GPM	MAX. PRESSURE	ADDITIONAL DETAILS
enz Percussion 1" Milling Head Cutter	#14150	1 in.	6 in.	40 GPM @ 1,450 PSI	2,175 PSI	*
enz Percussion 1" Milling Head Cutter	#14200*	1 or 1 1/4 in.	8 in.	52 GPM @ 1,450 PSI	2,175 PSI	*14200 Body can be converted by using different heads to: 14225 - 9" 14250 - 10"
enz Percussion 1" Milling Head Cutter	#14300*	1 or 1 1/4 in.	12 in.	66 GPM @ 1,450 PSI	2,175 PS	*14300 Body can be converted to the following by using different heads: 14350 - 14" 14400 - 16" *14300 Body can be converted to the following by using different heads and adapter plates: 14450 - 18" 14500 - 20" 14600 - 24"

CULVERT CLEANING TOOLS



The scraper is used where particularly high flushing capacity and a correspondingly good flushing effect are required. Depending on the design, the tool is suitable for culvert diameters between 200 and 2,500 mm. During this process, the scraper does not float. It thus ensures excellent basic cleaning even in culverts that have a lot of water passing through them.

PRODUCT NAME	MODEL #	CONNECTING THREAD	PIPE RANGE	TRUST JET	FRONT JET	RECYCLING	FORWARD JET
enz 3/4" Bulldozer	#50075G	3/4 in.	8 - 40 in.	4 x M10. 2x FanJetM10	Optional	Yes	Optional
enz 1" Bulldozer	#50100G	1 in.	12 -60 in.	6 x M10. 2x FanJetM10	Optional	Yes	*
enz 1 1/4" Bulldozer	#50125G	1 1/4 in.	16 -100 in.	6 x M10. 2x FanJetM10	Optional	Yes	*



The enz Flounder is especially suited to clean flat pipes and culverts. The flat design combined with the rounded corners and edges provides the tool with ideal gliding properties.

PRODUCT NAME	MODEL #	CONNECTING THREAD	PIPE RANGE	BACK JET ANGLE
enz 3/4" Flounder	#70075	3/4 in.	8 - 16 in.	S1: 10° S2: 0°
enz 1" Flounde	#70100	1 in.	12 - 24 in.	S1: 15° S2: 7.5° S3: 0°
enz 1 1/4" Flounder	#70125	1 1/4 in.	16 - 31 in.	S1: 15° S2: 7.5° S3: 0°



SERVICE SOLUTION




This video breaks down different spray angles of sewer cleaning nozzles, as well as their overall purpose and specific applications.

Check out this video about different nozzles types

1. Open the camera app
2. Gently tapping the QR code to focus the camera
3. Follow the instructions on the screen

PENETRATING NOZZLES



PRODUCT NAME	MODEL #	CONNECTING THREAD	PIPE RANGE	MIN. GPM	MAX. PRESSURE	BACK JET ANGLE	FRONT JET ANGLE
enz Chisel 1/2" Point Nozzles	#60050	1/2 in.	1 1/2 - 6 in.	14 GPM @ 1450 PSI	5,075 PSI	25°	15°
enz Chisel 3/4" Point Nozzles	#60075	3/4 in.	2 1/2 - 10 in.	26 GPM @ 1450 PSI	3,625 PSI	25°	15°
enz Chisel 1" Point Nozzles	#60100	1 in.	4 - 12 in.	40 GPM @ 1450 PSI	3,625 PSI	25°	15°
enz Chisel 1" Point Nozzles	#60100L	1 in.	6 - 16 in.	53 GPM @ 1450 PSI	3,625 PSI	25°	15°
enz 1" Rotodril Nozzle with Rotating Front Jet	#36100	1 in.	6 - 10 in.	30 GPM @ 1450 PSI	3,625 PSI	30°	7°

DON'T BLOW THE COMMODE



enz Bulldog 1" Antblast Nozzle

#600100A
 Connecting Thread: 1 in.
 Pipe Range: 10 -24 in.
 Min. GPM: 53 GPM @ 1160 PSI
 Max Pressure: 1,160 PSI*
 Front Jet: Optional
 Water Recycling: Yes



enz Bulldog 1" Antblast Nozzle

#600080
 Connecting Thread: 1 in.
 Pipe Range: 6 -16 in.
 Min. GPM: 47 GPM @ 1160 PSI
 Max Pressure: 1,160 PSI*
 Front Jet: 1 x M10
 Water Recycling: Yes

Cleaning sewer lines when near home installations brings the risk of pressure equalization through toilets and traps. This comes from negative pressure arising ahead of the nozzle or excess pressure following the nozzle if the installation is not correct or venting is not working properly. It's a very unpleasant surprise when this effect unintentionally turns a toilet into a shower! For this reason, enz collaborated with a prestigious technical institute to develop and test the Bulldog Antblast. The Bulldog Antblast prevents this unpleasant side effect and guarantees cleaning in all directions, right down to the pores.

Advantages

- No pressure equalisation through stench traps or toilets
- Excellent streak-free, all-around cleaning
- Low maintenance, and compatible with recycled water
- Proven design
- Very simple to match to pump capacity
- Scientifically examined and tested



Avoid Blowing Up Or Burping Toilets

1. Open the camera app
2. Focus the camera on the QR code by gently tapping the code
3. Follow the instructions on the screen to complete the action

PENETRATING NOZZLES



SIZE	MODEL #	GPM	PSI
Reaper 3/8"	#1003031-060	6 GPM	4,000 PSI
Reaper 3/8"	#1003031-090	9 GPM	4,000 PSI
Reaper 3/8"	#1003031-120	12 GPM	4,000 PSI
Reaper 1/2"	#1003032-120	12 GPM	4,000 PSI
Reaper 1/2"	#1003032-150	15 GPM	4,000 PSI
Reaper 1/2"	#1003032-180	18 GPM	4,000 PSI
Reaper 1/2"	#10030032-240	24 GPM	4,000 PSI
Reaper 1"	#1003155-400	38 GPM	3,000 PSI
Reaper 1"	#1003155-600	55 GPM	3,000 PSI
Reaper 1"	#1003155-800	70 GPM	3,000 PSI



Make sewer cleaning easy with us.

Reach out about available rentals now.

PRODUCT SPOTLIGHT




The Revolution by Reaper is an all-in-one sewer jetting tool that builds on the cutting power of the Reaper, with the same front rotating stream and rear jets to clear the toughest blockages

Revolution by Reaper

- 1003417-400 36 GPM @ 2,500 PSI
- 1003417-600 52 GPM @ 2,500 PSI
- 1003417-600 71 GPM @ 2,500 PSI

Features

- Centralizer ensures nozzle stays centered in pipe
- Optimized stream quality results in greater impingement
- Blockage, root, and FOG removal
- Heavy-duty construction – stainless steel housing and carbide wear surfaces
- Repairable – Front Rotor, Side Jets, Rear Jets, and Overhaul Kits all available



SEE IT IN ACTION!



eBomb 150
#40150iB

- 1 in. connection
- 6 - 16 in. pipe
- 40 GPM @ 1,500 PSI



eBulldog Rotating Nozzle
#402200iB

- 1 in. connection
- 8 – 23 in. pipe
- 53 GPM @ 2,500 PSI



eBomb 250
#40250iB

- 1in. connection
- 10 – 16 in. pipe
- 40 GPM @ 1,500 PSI

BENEFITS

- **Productivity:** Two in one inspection and cleaning capabilities
- **Efficiency:** Reduces need to utilize dedicated inspection equipment
- **Affordability:** Entry level mainline inspection
- **Output:** Increase inspection footage
- **Safety:** On demand pipeline assessments

ADVANTAGES

- **Reliability:** Maintenance free, self-contained camera
- **Data Management:** Easy to use documentation and sharing capabilities
- **Capabilities:** Multiple size, configurations, and performance options available
- **Usefulness:** Easy to train and easy to use.
- **Support:** Backed by industry leaders in sewer cleaning and inspection products

MODERN SOLUTIONS

- Operates with iOS (iOS 12.2 or newer) and Android (Android 5.0 or newer with Google Chrome v84)
- Integrated Data Management
- User-Friendly enz App
- Data Management with enz cloud

HYDRAULIC ROOT CUTTING KITS

Root Cutter Kits are great for sewer cleaning operators in need of a dedicated tool set for addressing common tree root clogs. These two popular kits are the perfect upgrades for municipalities and contractors looking for a new tool package to help tackle a wide range of root cleaning applications.



High Torque Motor Root Cutter Kit 4"-15"

#SRRK-1-4-15W

Connecting Thread: 1 in.
 Pipe Range: 4 -15 in.
 Saw Sizes: 4, 6, 8, 10, 12 & 15 in.
 Skid Sizes: Adjustable w/Rollers
 8 -10 in. & 12 -15 in.

Accessories: Toolbox, Turn
 Tool Saw Hub & Bolt Kit

Root cutter Kit 6"-12"

#SHYK-1

Connecting Thread: 1 in.
 Pipe Range: 6 - 12 in.
 Saw Sizes: 6, 8, 10, & 12 in.
 Skid Sizes: Fixed EZ Skids
 6, 8, 10 & 12 in.

Accessories: Toolbox, Turn
 Tool Saw Hub & Bolt Kit



Standard Duty Flat Saws

Model #	Diameter
#FRS-3B	3 in.
#FRS-4B	4 in.
#FRS-6B	6 in.
#FRS-8B	8 in.
#FRS-10B	10 in.
#FRS-12B	12 in.
#FRS-15B	15 in.

Standard Duty Concave Saws

Model #	Diameter
#CRS-3B	3 in.
#CRS-4B	4 in.
#CRS-5B	5 in.
#CRS-6B	6 in.
#CRS-8B	8 in.
#CRS-10B	10 in.
#CRS-12B	12 in.
#CRS-15B	15 in.


Carbide Saws

Model #	Diameter
#SCFS-6	6 in.
#SCFS-8	8 in.
#SCFS-10	10 in.
#SCFS-12	12 in.
#SCFS-15	15 in.

Tap cutters

Model #	Diameter
#DTC-6	6 in.
#DTC-8	8 in.
#DTC-10	10 in.
#DTC-12	12 in.
#DTC-15	15 in.

CHAIN SCRAPERS



Chain Flail

#10060BTR-US-SET

Connecting Thread: 3/4 in.
Pipe Range: 2, 3, 4, 5, 6, 8 in.

#10060-A3/8R-US

Also available in CTR 3/4 in.




Rotating Chain Bulldozer

#10200R

Connecting Thread: 1 in.
Pipe Range: 8 - 16 in.
Weight: 77.78 lbs.
Chain cutter with cycle chain

*Also available with link chain.



Rotating Chain Bulldozer

#10150RL

Connecting Thread: 1 in.
Pipe Range: 6 - 10 in.

Model #	Description
0010028G	Bulk Roller Chain - Per Yard
0010028050G	Set Length Roller Chain for 2in Pipe
0010028075G	Set Length Roller Chain for 3in Pipe
0010028100G	Set Length Roller Chain for 4in Pipe
0010028150G	Set Length Roller Chain for 4in Pipe (8 pins)
0010028050K	Set Length Link Chain for 2in Pipe
0010028075K	Set Length Link Chain for 3in Pipe
0010028100K	Set Length Link Chain for 4in Pipe
0010028150K	Set Length Link Chain for 4in Pipe (9 Lengths)
11	Bulk Link Chain - per yard
1107	Set Length Link Chain for 3in Pipe (7 Lengths)
1109	Set Length Link Chain for 4in Pipe (9 Lengths)
1111	Set Length Link Chain for 6in Pipe (11 Lengths)
1113	Set Length Link Chain for 8in Pipe (13 Lengths)
11G	Bulk Roller Chain - per yard
0010060060G	Set Length Roller Chain for 2.25in Pipe with plate (5 Pins)
0010060075G	Set Length Roller Chain for 3in Pipe with plate (5 Pins)
0010060100G	Set Length Roller Chain for 4in Pipe with plate (5 Pins)
0010060125G	Set Length Roller Chain for 5in Pipe with plate (6 Pins)
0010060150G	Set Length Roller Chain for 6in Pipe with plate (6 Pins)
0010060200G	Set Length Roller Chain for 8in Pipe with plate (6 Pins)
0010040K	Bulk Link Chain - per yard
0010040075K	Set Length Link Chain for 3in Pipe (3 Lengths)
0010040100K	Set Length Link Chain for 4in Pipe (5 Lengths)
0010040125K	Set Length Link Chain for 5in Pipe (6 Lengths)
0010040150K	Set Length Link Chain for 6in Pipe (6 Lengths)
0010040200K	Set Length Link Chain for 8in Pipe (8 Lengths)
11	Bulk Link Chain - per yard
0010125100K	Set Length Link Chain for 4in Pipe (5 Lengths)
0010125125K	Set Length Link Chain for 5in Pipe (7 Lengths)
0010125150K	Set Length Link Chain for 6in Pipe (9 Lengths)
0010125200K	Set Length Link Chain for 8in Pipe (13 Lengths)
0010125225K	Set Length Link Chain for 9in Pipe (13 Lengths)
0010125250K	Set Length Link Chain for 10in Pipe (15 Lengths)
0010125300K	Set Length Link Chain for 12in Pipe (17 Lengths)
0010125G	Bulk Roller Chain - per yard
0010125100G	Set Length Roller Chain for 4in Pipe with plate
0010125125G	Set Length Roller Chain for 5in Pipe with plate
0010125150G	Set Length Roller Chain for 6in Pipe with plate
0010125200G	Set Length Roller Chain for 8in Pipe with plate
0010125225G	Set Length Roller Chain for 9in Pipe with plate
0010125250G	Set Length Roller Chain for 10in Pipe with plate
0010125300G	Set Length Roller Chain for 12in Pipe with plate
0010125150SE	Cable Flail set 6in
0010125200SE	Cable Flail set 8in
0010125225SE	Cable Flail set 9in
0010125250SE	Cable Flail set 10in
0010125300SE	Cable Flail set 12in
0010150G	Bulk Roller Chain - per yard
0010150150G	Set Length Roller Chain for 6in Pipe with plate
0010150200G	Set Length Roller Chain for 8in Pipe with plate
0010150250G	Set Length Roller Chain for 10in Pipe with plate
11B	Bulk Link Chain - per yard
0010150150K	Set Length Link Chain for 6in Pipe
0010150200K	Set Length Link Chain for 8in Pipe
0010150250K	Set Length Link Chain for 10in Pipe

CHAIN SCRAPERS

Model #	Description
0010125G	Bulk Roller Chain - per yard
0010125150G	Set Length Roller Chain for 6in Pipe with plate
0010125200G	Set Length Roller Chain for 8in Pipe with plate
0010125250G	Set Length Roller Chain for 10in Pipe with plate
11B	Bulk Link Chain - per yard
0010125150K	Set Length Link Chain for 6in Pipe
0010125200K	Set Length Link Chain for 8in Pipe
0010125250K	Set Length Link Chain for 10in Pipe
12	Bulk Link Chain - per yard
1203	Set Length Link Chain for 8in Pipe
1207	Set Length Link Chain for 10in Pipe
1209	Set Length Link Chain for 12in Pipe
1211	Set Length Link Chain for 14in Pipe
1213	Set Length Link Chain for 16in Pipe
1203P	Set Length Link Chain for 8in Pipe with chain plate
1207P	Set Length Link Chain for 10in Pipe with chain plate
1209P	Set Length Link Chain for 12in Pipe with chain plate
1211P	Set Length Link Chain for 14in Pipe with chain plate
1213P	Set Length Link Chain for 16in Pipe with chain plate
12G	Bulk Roller Chain - per yard
12200G	Set Length Roller Chain for 8in Pipe with chain plate
12250G	Set Length Roller Chain for 10in Pipe with chain plate
12300G	Set Length Roller Chain for 12in Pipe with chain plate
12350G	Set Length Roller Chain for 14in Pipe with chain plate
12401G	Set Length Roller Chain for 16in Pipe with chain plate
12200S	Set Wire Rope Loop 8in
12250S	Set Wire Rope Loop 10in
12300S	Set Wire Rope Loop 12in
12350S	Set Wire Rope Loop 14in
12400S	Set Wire Rope Loop 16in
12200SE	Set Cable Flail 8in
12250SE	Set Cable Flail 10in
12300SE	Set Cable Flail 12in
12350SE	Set Cable Flail 14in
12400SE	Set Cable Flail 16in
1215	Set Length Link Chain for 24in Pipe
1217	Set Length Link Chain for 26in Pipe
1219	Set Length Link Chain for 28in Pipe
1221	Set Length Link Chain for 30in Pipe
1223	Set Length Link Chain for 32in Pipe
12G	Bulk Roller Chain - per yard
12402G	Set Length Roller Chain for 16in Pipe
12450G	Set Length Roller Chain for 18in Pipe
12500G	Set Length Roller Chain for 20in Pipe
12600G	Set Length Roller Chain for 24in Pipe
12700G	Set Length Roller Chain for 28in Pipe
12800G	Set Length Roller Chain for 32in Pipe
12400ZG	Set Length Link Chain for 16in through 32" Pipe
12250S	Set Wire Rope Loop 16in
12300S	Set Wire Rope Loop 18in
12350S	Set Wire Rope Loop 20in
12400S	Set Wire Rope Loop 22in
12600S	Set Wire Rope Loop 24in
12700S	Set Wire Rope Loop 28in
12250SE	Set Cable Flail 16in
12300SE	Set Cable Flail 18in
12350SE	Set Cable Flail 20in
12400SE	Set Cable Flail 22in

**Rotating Chain Bulldozer**

#10400RS

Connecting Thread: 1 in.
 Pipe Range: 16 - 32 in.
 Weight: 104.44 lbs.
 Chain cutter with link chain

**TurboJet Rotating Chain Scraper**

#10125TR-US

Connecting Thread: 1 in.
 Pipe Range: 4, 5, 6, 8, 10 in.

**Center Head with 4 Sets Chain**

#00102004R

Center Head: All Diameters

NOZZLE ACCESSORIES

The following accessories help center nozzles during pipe cleaning operations for optimized cleaning



6" Pipe Skids

#34955JD
1 in. Pipe Connection
6 in. Pipe Diameters & Up



4" Pipe Skids

#31685JD
1 in. Pipe Connection
4 in. Pipe Diameters & Up




enz Rotating Lift Station Nozzle

#403060C
Connecting Thread: 1 in.
Lift Station: 4 - 59 in.
Rotating Nozles: 6 x M8, 90°
Forward Jet: Optional



enz Rotating Lift Station Nozzle

#01100LS
Connecting Thread: 1 in.
Lift Station: 4 - 59 in.
Rotating Nozles: 4 x M10
Forward Jet: Optional



BLUE LAYFLAT HOSE

Model #	Diameter
#160BL1-5	1 1/2 in.
#160BL2	2 in.
#160BL2-5	2 1/2 in.
#160BL3	3 in.
#160BL4	4 in.
#160BL6	6 in.
#160BL8	8 in.

PRODUCT SPOTLIGHT

Hydra-Flex Marksman

#1003150-150

Superior Design

The Marksman is a static, 0-degree, solid-stream nozzle engineered for superior long-distance cleaning. Constructed of stainless-steel housing, the nozzle is lightweight and durable.

Accuracy & Precision

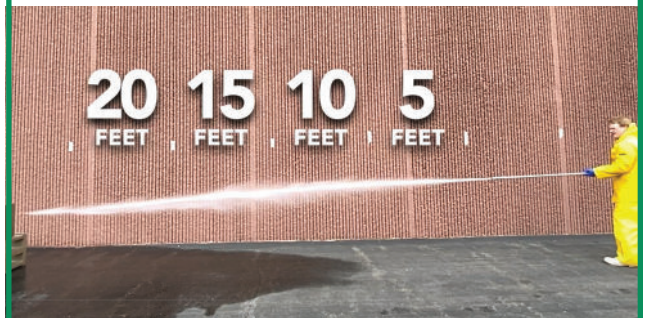
With a controlled flow that provides optimal cleaning impingement over 20 ft., the Marksman is an ideal fit for cleaning corrosive environments like lift stations. The precise stream cleans accumulated solids and grease build-ups, while its accuracy reduces the operator's chances of damaging crucial parts like pumps and electrical components.

Operator Safety

The nozzle requires the use of a 6 ft. minimum lance equipped with a dead man switch, ensuring the operator more control while resulting in less impending harm. Operators will no longer need multiple lances to reach extended distances or wear harnesses to lower themselves into confined spaces. This reduces time and effort on each job.

Reduced Water Consumption

The Marksman offers an up to 20 GPM – low water flow design, reducing each job's water consumption and duration, while still providing superior results and performance.



Boom rebuilds

If you have an older Combination Sewer Cleaner that has sustained heavy and continuous operation your boom arm may be on its last legs. Luckily with a complete Boom Rebuild from JDC you can discover new machine performance!

With this worthwhile rebuild you can lengthen your equipment's life expectancy while increasing performance.



Turn this



into this!

NOTE: Upgrade capability will be confirmed prior to order acceptance. Package pricing confirmed at time of order acceptance.

SEWER HOSE TOOLS & FITTINGS



Swage Machine

#SWAGE-HYDTH

Hose type: For Piranha & Parker hose

DS16TH dies: 2

DP16TH pusher: 1

*Dies and pushers sold seperately

The heart for the PHP110 machine is a 12-ton replaceable hydraulic jack, which is mounted to a 1" thick steel platform base. Two 7/8" diameter truss rods extend from the base and serve as the spine of the PHP110, each offering 69,000 lbs. tensile strength to the machine's movable components.

The PHP110 swage machine comes standard with:

- 1/2" Allen wrench to tighten or loosen die plates
- 1/4" Allen wrench to install wheel kit and knurled handle
- PHP110 swage machine manual
- Hose cutter tool
- Die lubrication oil
- Die lubrication brush

Swage Machine Piranha End (Male)



Model #	Diameter
F12NPT12	1/2 in.
F08NPT8	3/4 in.
F16NPT16	1 in.

Piranha Mender



Model #	Diameter
F12MEND	1/4 in.
F08MEND	1/2 in.
F16MEND	1 in.

Swage Machine Piranha End (Female Swivel)



Model #	Diameter	Length
F16F516	1 in.	1 in.
1F20F520	1 1/4 in.	1 1/4 in.

Double Female Swivel



Model #	Diameter	Length
VA40196	1 in.	1 in.
1405-20-20	1 1/4 in.	1 1/4 in.

Piranha Sewer Hose



MODEL #	PRESSURE
#SPOR	2,500 PSI - Orange
#HPBU	3,000 PSI - Blue
#LLGR	4,000 PSI - Green
#LLRD	5,000 PSI - Red
#SHBK	12,000 PSI - Black
#LHBK	16,000 PSI - Black

MODEL #	SIZE
#MM16	1" Hose
#MM12	3/4" Hose
#MM10	5/8" Hose
#MM8	1/2" Hose
#MM6	3/8" Hose

Model # System

SPOR-MM 16 X250

Hose Style

Fitting

Hose Size

Stock Lengths:
400', 500, 600'

MM - Male X
Male NPTF

MF - Male X
Female NPT

MS - Male X

Male Swivel NPT

MTO lengths:
Cusotmer lengths
upon request

COMBO SEWER CLEANER PARTS



Miscellaneous

Model #	Description
500272AJD	Flat Ball Screen Plastic
45113JD	Float Ball, Level Indicator
45047JD	Footage Counter
16585JD	Gasket 8" Rubber
16585AJD	Gasket 8" Rubber w/ Tabs



Y-Strainers

Model #	Description
41280JD	3" Y-Strainers screen
41272	3" Y-Strainers cage gasket
41271	3" Y-Strainers cap
20720JD	Hydrant hose per foot



8" Diameter Boom Elbows

Model #	Diameter
#27771	70° Standard Elbow
#27771K	70° Gum rubber lined elbow
#27771H	70° Reinforced elbow
#27771M	70° Standard HXX elbow
#502518C	70° Elbow carbide lined elbow



Rodder Pump Intake/Exhaust Check Valves

Model #	Description
507171	Check valve - 2"
507349	Check valve - 3"
29764	O-ring - 2"
29640	O-ring - 3"



Standard Clamps

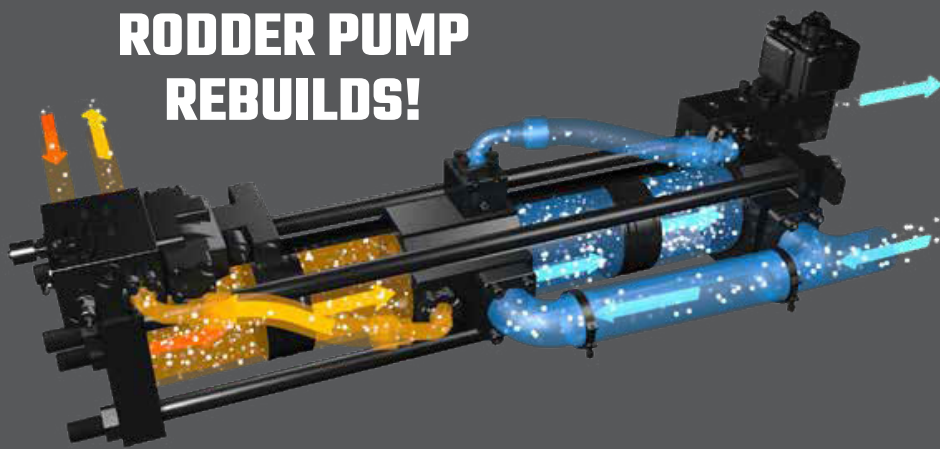
Model #	Diameter
#42594JD	8" Double bolt clamp
#16584	8" Quick clamp
#16584F	8" Wizzy clamp
#32087	6" Standard clamp



Hose Reel Repair Parts

Model #	Description
40052	1" Swivel joint, 90°
43947	1 1/4" Swivel joint, 90°
16399B	Pillow block bearing
61297DJD	Stop tooth block
45551	Air cylinder - hose reel lock
61297JD	Classic stop tooth block
45548HJD	Hose reel bearing

We offer
**RODDER PUMP
REBUILDS!**



We remanufacture Vactor Jet Rodder water pumps at our local branches to be fitted for:

- 2100 Classic Series
- 2100 Plus Series
- 2100i Series

Reach out to a local branch to schedule maintenance.

HOSE AND ACCESSORIES

Leader Hose

A must have for any nozzle cleaning, this durable black leader hose is available in a variety of sizes for all sewer cleaning applications.



MODEL #	DIAMETER	LENGTH	RATING	END
#31096BMFJD	1 in.	10 ft.	3,500 PSI	Female Swivel
#31096CMFJD	1 in.	15 ft.	3,500 PSI	Female Swivel
#31096DMFJD	1 in.	25 ft.	3,500 PSI	Female Swivel
#31106HHJD	3/4 in.	26.5 ft.	3,500 PSI	-
#31014AGJD	1/2 in.	25 ft.	3,500 PSI	-
#31096CMFJD	1/2 in.	50 ft.	3,500 PSI	-



Hose Ends

#58795JD
Type: Standard
Diameter: 8 in.

#58795FJD
Type: Heavy Duty
Diameter: 8 in.

Flexible Hose Guide (Tiger Tail)

A valuable accessory, this flexible hose guide will help you feed your hose safely through manholes and lift station angles. This feature allows your hose to avoid abrasive cuts from sharp corners and prevent dangerous accidents.

#52486BJD
Diameter: 2 in.
Length: 36 in.



#52846
Diameter: 3 in.
Length: 36 in.



Manhole Hooks

Model #	Length
34878AJD	18 in. hook
34878BJD	36 in. hook

H1 Standard Debris Hose

Durable standard black debris hose for combination sewer cleaner, hydro excavator, and general vacuum truck booms.

MODEL #	DIAMETER	LENGTH	LINING
#8X62	8 in.	62 in.	*
#8X74	8 in.	74 in.	*
#70404MJD	8 in.	37 in.	Red gum Liner
#46564M	8 in.	56 in.	Yellow inner liner
#46564N	8 in.	60 in.	Yellow inner liner
#510934E	8 in.	279 in.	Heavy Duty Debris Hose
#510934D	7 in.	279 in.	Heavy Duty Debris Hose



Western Spoon

Model #	Length
#HITSWP-8	8 ft.
#HITSWP-10	10 ft.
#HITSWP-12	12 ft.

Straight Spoon

Model #	Length
#HITS-8	8 ft.
#HITS-10	10 ft.
#HITS-12	12 ft.

HOSE PROTECTION



Manhole Protection Ring

#MPR75
Diameter: 20 - 24 in.

#MPR100
Diameter: 22 -30 in.



Manhole Top Roller

#SAMR-1
Type: Jet hose

#TRP01
Type: Camera Cable



Aluminum Safety Roller Grill Manhole

#SMR-28A
Diameter: 20 - 24 in.

CHEMICAL AND MICROBIAL DEGREASERS

3-STEP grease control strategy

1. CLEAN WITH JETBUGS
2. SHOCK DOSE WITH SEED
3. MAINTAIN WITH HL-5000



JetBugs 6 Gal. Pail

#HE-JETBUGS-6GAL

JetBugs 55 Gal. Drum

#HE-JETBUGS-55GAL

Bred to digest F.O.G. (fat, oil, and grease) in sewers, biodegradable JetBugs combines chemical and microbial degreasers to clean fast and effectively. JetBugs is a powerful first step in preventing Sanitary Sewer Overflows and residential backups, and to boosting sewer capacity.

- Controls F.O.G., odors and maintenance costs.
- Biodegradable, non-hazardous.
- Only CO2 and H2O byproducts.
- Dispensed automatically.



JetBug Dispenser
#HE-DISPENSOR



Porc'N Bags
#HE-PORC-BAGS



Grease Blocks 4 x 8 lbs.
#HE-GREASE-BLOCK-8LBS
Grease Blocks 6 x 2 lbs.
#HE-GREASE-BLOCK-2LBS

SEWER & CATCH BASIN TOOLS



6 ft. Single Male x Female Fiberglass Pole
#STD-6

3 ft. Single Male x Female Fiberglass Pole
#STD-3



3 ft. Single Male x Female Foam Filled Pole
#FF-3

6 ft. Single Male x Female Foam Filled Pole
#FF-6



High Pressure Wash Down Gun
#508656AJD

Lower Pressure Wash Down Gun
#45109JD



6 in. Scoopa
#SC-6



Camera Gaffing hook
#CAM-1



Sewer Magnet
#SMAG-1



Rake
#SR3-1



8 in. Debris Basket 6-24 in. Pipe
#DB-8



6 in. Grease Log Chopper
#LC-9



9 in. Hose Grabber
#HG-1



Opposite Hose Grabber
#SHT-1



4-Pronged Debris Grabber
#4PG-1



8 in. Vac-Trap
#BT-8



Puma Stake Roller
#SSR-5



Corrugated Pipe Roller
#STR-1



Rounded Catch Basin Spoon
#PS-1



Cleaning Debris Basket
#DBR-8

SEWER & CATCH BASIN TOOLS



6" Quick Clamp
#32087JD
Length: 6 in.



8" Quick Clamp
#16584JD
Length: 8 in.



Catch Basin Tube
#25268JD
Diameter: 8 in.
Length: 78 in.



Telescopic Claw Grabber

This tool is used to pick debris from the bottom of sewers, catch basin wells, and pits. Its claw has impressive reach and doesn't require a handle to hold. Made of heavy-duty fiberglass with locking ferrule and is non-conductive. The claw is made of steel and zinc, plated for long life and is corrosive resistant.

Model #	Length
#SL-GWCT-12	6 - 12 ft.
#SL-GWCT-15	7 - 15 ft.
#SL-GWCT-16	6 - 16 ft.
#SL-GWCT-24	8 - 24 ft.



Aluminum Pipe Flange-To-Flange (8")

Model #	Length
#25637CJD	36 in.
#25637JD	60 in.
#25637DJD	72 in.
#25637FJD	90 in.
#25637GJD	120 in.

Aluminum Pipe Flange-To-Flange (6")

Model #	Length
#34763JD	36 in.
#34763AJD	60 in.
#34763FJD	72 in.
#34763GJD	96 in.



Pneumatic Plugs

Single-size underground Muni-Ball plugs offer a full bypass, allowing both testing and monitoring of piping systems. This makes them ideal for installation and repair of residential or commercial piping systems.

Additional sizes available.

Model #	Description
#262048	4 in. Pneumatic plug
#262064	6 in. Pneumatic plug
#262137	15 - 16 in. Pneumatic plug
#262129	12 in. Pneumatic plug

*Offered in sizes up to 96 in.

*12 - 18 in. Muni Plugs available

*Test balls available as Muni Plugs

PRODUCT SPOTLIGHT

TRAIL BEAST



DRIVE TRAIN

- Self-powered Stanley drive train
- 8 in. wide Rubber crawlers
- Skid steering
- Low, high & variable speed settings
- 360° turning

HOSE REEL

- Includes 500 ft. x 1 in. Piranha sewer hose (2,500 PSI) & 25 ft. leader hose
- Hose speed control
- 180° reel rotation
- Manual footage counter

TRANSPORT TRAILER

- Single axle trailer with ramps
- 3,500 lbs. minimum weight
- Emergency break-away assembly with battery
- 6 tie-down D-rings welded to frame

ASK ABOUT DEMOS!

HYDRAULIC TOOLS



Hydraulic Power Unit

#HP28B02

- Output capacity: 2 each 5 or 8 GPM / 20 or 30 lpm
- Pressure: 2000 psi/ 140 bar
- Open center circuit



Submersible Pump

#SM50100

- 4-9 GPM operating range
- Stainless steel, steel, urethane, or cast iron impellers
- No priming required



Trash Pump

#TP0300301

- Lifting eye
- Submersible, no priming required
- Able to run dry without damage



Utility Chain Saw

#DS12318

- Reduced excavation
- Reduced labor time
- Easy control while cutting
- Single side access



Handheld Breaker

#BR67120 - Breaker 1-1/8"

#BR45130 - Breaker 1-1/4"

No tool exhaust

- Quieter operation allows for use in sensitive areas
- Rebuildable design platform
- Anti-vibration handles



Post Drive

#PD45132G

- 7-9 GPM operating flow
- Lifting eye
- ON/OFF trigger next to guide handle
- Nitrogen charged accumulator



Post Puller

#PP10100

- 3-9 GPM operating range.
- 9800 lb pulling force
- Carrying handle
- UP/NEUTRAL/DOWN control valve



Cut-off Saws

#CO25541

- 7-9 GPM operating range
- 4 3/4 in. deep maximum cut
- Adjustable wheel guard
- Safety trigger


PRODUCT SPOTLIGHT

Hydrant Saver System for Fire Hydrant Maintenance

#31043

The Hydrant Saver can be powered by the IW24 Impact Wrench to safely remove fire hydrant valve seats - even those that have seized due to lack of periodic maintenance.

- Hydrant seat removed in less than 5 minutes
- Safe and effective method without reconstruction
- Easy to use, turning a once difficult application into a routine operation
- Extends the life of a hydrant and not scrapping difficult to recycle materials



Check out this quick how-to video about the product.

1. Open the camera app
2. Focus the camera on the QR code by gently tapping the code
3. Follow the instructions on the screen to complete the action



Before

After

REBUILD OPTIONS

Rebuild starts with a detailed and accurate assessment of the truck and the scope of work required to meet and exceed the customer's expectations. The skilled and experienced technicians determine the amount of parts and labor to provide a reliable work ready unit upon completion and develop recommendations and options for the customer to choose from.

Recommendations are broken into three categories:

- Needed
- Recommended
- Preferred

Rebuilds available for

- Vactor
- Elgin
- Guzzler
- TruVac

The detailed assessment is broken down into the following major categories:

- Debris Body
- Water System
- Hose Reel
- Hydraulic System
- Engine, Transmission, Fan Assembly
- Boom Auxiliary Engine Electrical
- Positive Displacement (Blower)
- Equipment and Operating Supplies
- Hydraulic Pump and PTO
- Cab and Chassis



Talk to your local branch or visit [TeamJDC.com/Service](https://www.teamjdc.com/Service) for additional information.



HYDRO EXCAVATION ACCESSORIES

JDC Dig Lance Pack

#DIGLANCEPACK

Lance Lengths: 48 in. & 83 in.

Nozzles: 2 & 3-Port

Hand Gun: Dig Gun



JDC Earthquaker Plus Package

#EARTHQUAKERPLUS

Lance Lengths: 20 in. & 40 in.

Nozzles: 2-Port, 3-Port & Turbo

Hose Length: 25 ft.



JDC Individual Digging Lances

#500619CJD

Length: 48 in.

Connection: Quick-Connect

#500619AJD

Length: 83 in.

Connection: Quick-Connect

#500619BJD

Length: 98 in.

Connection: Quick-Connect



Quick Connect

#E4F4-S

Type: 1/2" MXF Quick



Quick Disconnect

#4EF4-S-LS

Type: 1/2" FXF Quick Disconnect



Quick Connected

#E4M4-S

Type: 1/2" MXm Quick Disconnect



Extension pipe

#352960A

Length: 60 in.



Straight Gun

#500619FJD

Straight Gun



Wash down hose

#31014AGJD

Type: 1/2 x 25ft



Wash down hose

#31014AVJD

Type: 1/2 x 50 ft



Extension pipe

#352904A

Length: 40 in.



Side Handle

#352906A



Grounded Mat System

#MGVP1UD7A4-KM



Straight Gun

#403240510

Type: Inlet port 1/2 3100 PSI



Extension pipe

#352902A

Length: 20 in.

RENTALS | SALES | PARTS | SERVICE



With 50 years in the service, parts, and rental business, JDC has expanded to provide utility, construction, pipeline, oil and gas solutions to municipalities and customers from coast to coast throughout the United States and Canada. JDC is a partner you can trust offering new, brand-name equipment, rental equipment, training programs, and equipment repair services to customers at 16 locations.



HYDRO EXCAVATION NOZZLES

Machete Nozzle

Blasts a 0-degree oscillating water stream at an optimal speed creating a 15-degree wedge of powerful flow that will allow you to dig faster and save water in the hardest and most compact soil types.

- This heavy duty, high impact nozzle is constructed of a stainless-steel housing and tungsten carbide wear surface.
- Can withstand harsh environments and provides a longer run than ceramic nozzles.
- Repair kits and replaceable nylon covers are available and allow for instant serviceability while increasing the overall life of the core nozzle.
- The unique oscillation design of the nozzle helps reduce undermining that may occur when using traditional rotating nozzles ensuring the operator's safety.



HD Model #	Connecting Thread	Nozzle Size
1003088-030	1/2" NPT	3"
1003088-040	1/2" NPT	4"
1003088-050	1/2" NPT	5"
1003088-060	1/2" NPT	6"
1003088-080	1/2" NPT	8"
1003088-100	1/2" NPT	10"

APPLICATIONS
Trenching & Potholing
Precise Excavation

Switchblade Nozzle

Complete jobs faster with more runtime and less downtime. A combination of 1.0, 2.0, or 4.0° solid stream nozzles provide greater impingement, allowing you to cut through soil faster while using dramatically less water. The Switchblade's long, linear flow path is ideally suited for trenching applications.



APPLICATIONS
Trenching & Potholing
Utility Line Locating
Precise Excavation
Excavating Frozen Ground

	ACE	DEUCE	QUAD
Nozzle Size	Model Number	Model Number	Model Number
1.0	1002036-010	*	*
2.0	1002036-020	1002035-020	*
3.0	1002036-030	*	*
4.0	1002036-040	1002035-040	1002889
5.0	1002036-050	*	*
6.0	1002036-060	1002035-060	1002949
8.0	1002036-080	1002035-080	1001927
10.0	1002036-100	1002035-100	1001928
12.0	1002036-120	1002035-120	1002950
14.0	*	*	1001929

HYDRO EXCAVATION NOZZLES

Ripsaw Nozzle

The Ripsaw blasts a 0° straight water stream at up to 3200 PSI while rotating at an optimal speed to provide an 18° cone of coverage. Constructed with a stainless steel housing and tungsten carbide wear surfaces, the Ripsaw is built to withstand harsh environments while providing a longer service life over current ceramic nozzles.



Feature	Details
Connecting Thread	1/2 in.
Max. Water Temp	180° F
Max. Inlet Pressure	1,000 PSI
Housing Material	3,200 PSI
Coating Material	Stainless Steel
Housing Material	Urethane
Nozzle Tip & Seat	Tungsten Carbide

HD Model #	Nozzle Size
1002719-030	3.0
1002719-040	4.0
1002719-050	5.0
1002719-060	6.0
1002719-080	8.0
1002719-100	10.0
1002719-120	12.0

- The Ripsaw HD blasts a 0-degree straight water stream at up to 3200 PSI while rotating at an optimal speed to provide an 18-degree cone of coverage. The cone-shaped flow pattern is ideally suited for potholing applications.
- These heavy-duty, high impact nozzles are constructed with stainless steel housing and tungsten carbide wear surfaces to withstand harsh environments and provide longer life than ceramic nozzles. Repair kits are also available for extended life and lower operating costs.
- Non-conductive Hytrel coating on the nozzle body protects users and sensitive underground utilities. Select from the traditional coating or upgrade to the new heavy-duty coating – a special formulation designed for use in extreme environments including frost, shale, and other rocky conditions.
- Greater impingement allows you to complete jobs faster or use a smaller nozzle size while getting the same impact as nozzles with higher GPM flow rates.



JDC 3 Port Straight Nozzles

#89714CJD

Connecting Thread: 1/2 in.
Nozzle Ports: 3



JDC 2 Port Straight Nozzles

#89714DJD

Connecting Thread: 1/2 in.
Nozzle Ports: 2



Rotating Turbo Nozzle

#200457510

Connecting Thread: 1/2 in.
Nozzle Ports: 1
PSI: 5800



Turbo Nozzle Repair Kit

#200457110

Available for Rotating Turbo Nozzle
#200457510



Learn more about this product on our website

1. Open the camera app
2. Gently tapping the QR code to focus the camera
3. Follow the instructions on the screen

AIRSPADE AIR EXCAVATION



Airspeed 2000

#HT130

CFM: 150 CFM

Barrel Length: 4 ft

- Ergonomic, pistol-grip style handle with rubber grip
- Comfortable, dead-man trigger
- Lightweight, fiberglass barrel with adjustable dirt shield



Airspeed 3000

#LT3000

CFM: 330 CFM

Barrel Length: 5 ft

- In-line style handle with soft rubber grip
- Dead-man trigger
- Non-conductive 5 ft fiberglass barrel
- Adjustable dirt shield



Airspeed 4000 – 225 CFM W/ 4FT BARREL

#ASU4225G4

Dimensions: 49.5" L x 12" W x 8" H

Weight (lbs): 16

Flow (cfm): 225

Inlet: 3/4" FNPT

Soil Excavation Rate

(Cubic ft/ min): 1.7 – 2.3



Supersonic Nozzle

#HT127

- 225 CFM Supersonic Nozzle
- Extra-hardened, 416 stainless steel construction
- Patented internal geometry
- Precision machined to exact tolerances
- Female threaded connection



Supersonic Nozzle

#HT123

- 150 CFM Supersonic Nozzle
- Extra-hardened, 416 stainless steel construction
- Patented internal geometry
- Precision machined to exact tolerances
- Female threaded connection



Extension

#HT121

- 3 ft. Extension with Coupler for Airspeed 2000
- Dual, male threaded connections
- Includes dual female threaded coupler



Extension

#HT154

- 4 ft. Extension with Coupler for Airspeed 2000
- Dual, male threaded connections
- Includes dual female threaded coupler



Extension

#LT17

- 3 ft. Extension with Coupler for Airspeed 3000
- Dual, male threaded connections
- Includes dual female threaded coupler



4ft Extension with Coupler for Airspeed 4000

#ASU4004EX

- Dimensions: 600 L" x 1.5 W" x 2.5 H"
- Weight (lbs): 24.8
- Max. pressure: 150 psi
- -20° F to 180° F



Lightweight Air Hose

#HT111

- Dimensions (L" x W" x H"):
300 x 1.5 x 2.5
- Weight (lbs): 24.8
- Max working pressure - 150 psi
- -20° F to 180°



Standard Air Hose

#HT113

- Dimensions (L" x W" x H"):
600 x 1.5 x 2.5
- Weight (lbs): 24.8
- Max working pressure - 150 psi
- -20° F to 180° F



3/4" FNPT Chicago Coupler for AirSpade 2000

#HT220

- Iron construction
- 3/4" NPT inlet
- Rated to 150 PSI at ambient temperature of 70°F



4 Lug Coupler for Airspade 3000

#LT23

- Iron construction
- 1-1/4" Air King 4 Lug NPT inlet
- Rated to 150 PSI at ambient temperature of 70°F



Air Hose Safety Cable

#500A04

- Dimensions (L" x W" x H"):
20 x 1.4 x 0.7
- Weight (lbs): 0.2
- Spring Loaded - for Guardair Force 5 and Inforcer Series air guns

Advantages of Excavating with AirSpade

Air excavation has become an alternative method for digging on many jobs ranging from utility work to advanced tree care. Excavating with the AirSpade offers a number of advantages over conventional tools such as picks, shovels, and backhoes, including:

- Two to three times faster than hand excavation.
- Less worker fatigue than a pick or shovel.
- Eliminates sharp metal edges as featured on picks, digging blades, or buckets.
- Harmless to buried, solid objects such as utility lines, telecommunication cables, tree roots, hazardous waste containers, or military ordnance.
- Excavates some rocky soils where a shovel is difficult to use.
- Breaks soil into small particles that are ideal for re-compaction.
- Powered by common, tow-behind air compressors.

Learn more



1. Open the camera app
2. Gently tapping the QR code to focus the camera
3. Follow the instructions on the screen

VACUUM EXCAVATION PIPE



HDPE Plastic Dig Tubes

- HDPE Non-Conductive Plastic Dig Tubes
- Designed for safety and extended service life
- Last 2-3 times longer than traditional aluminum tube
- Dampened sound while in-service

MODEL #	DIAMETER	LENGTH	TYPE
#HTEC-6X6EX	6 in.	6 ft.	Flat Flange Extension
#HTEC-8X6EX	8 in.	6 ft.	Flat Flange Extension
#HTEC-6X6DT	6 in.	6 ft.	Flat Flange Dig Tube
#HTEC-8X6DT	8 in.	6 ft.	Flat Flange Dig Tube
#HTEC-6X6HL	6 in.	6 ft.	Bandlock Style Dig Tube
#HTEC-8X6HL	8 in.	6 ft.	Bandlock Style Dig Tube
#HTEC-8X6REDFL	8 in.*	6 ft.	Flat Flange Tube

*8" reduced to 6" x 6 ft. flat flange tube

Vacuum Excavation Nozzles (W/Formed Plastic Ends)

#34766QJD
Diameter: 6 in.
Length: 78 in.

#25268QJD
Diameter: 8 in.
Length: 78 in.



INDUSTRIAL VACUUM TOOLS



Nozzle Handles

Model #	Description
#HC2080-2	2" Nozzle Handle
#HC2080-3	3" Nozzle Handle
#HC2080-4	4" Nozzle Handle
#HC2080-5	5" Nozzle Handle
#HC2080-6	6" Nozzle Handle



Nozzle Wheels

Model #	Description
#HC2081-2	2" Nozzle Wheels
#HC2081-3	3" Nozzle Wheels
#HC2081-4	4" Nozzle Wheels
#HC2081-5	5" Nozzle Wheels
#HC2081-6	6" Nozzle Wheels



Rock Scoop

Model #	Description
#HC6019	4"
#HC6051	6"



Safety Shutter Valve

Model #	Description
#GPSS-4BL	4" Valve
#GPSS-6BL	6" Valve



Vacuum Head

Model #	Description
#HC1400	4" Vacuum Head



Aluminum Floor Nozzle

Model #	Description
#HC1405	2" Aluminum Floor Nozzle
#HC1406	3" Aluminum Floor Nozzle
#HC1407	4" Aluminum Floor Nozzle



Aluminum Nozzle

Model #	Description
#HC2070-2	2" Aluminum Nozzle
#HC2070-2.5	2.5" Aluminum Nozzle
#HC2070-3	3" Aluminum Nozzle
#HC2070-4	4" Aluminum Nozzle
#HC2070-5	5" Aluminum Nozzle
#HC2070-6	6" Aluminum Nozzle

FILTERS, BAGS & CAGES



Filter Cages

Model #	Description
#1270007	60" Filter Cage
#1270008	70" Filter Cage



Cusco Final Filters

Model #	Description
#FI016091	Cusco Turbovac
#FI017546	Cusco Duravac




Filter Bags

Model #	Description	Mircon
#1260037JD	60" Filter Bag	5
#1260038JD	70" Filter Bag	5
#FN8014JD	38" Filter Bag	5
#1260048	70" Filter Bag	1
#KHC-951420	60" Filter Bag	5



Schellvac Final Filter

Model #	Description
#ME-442K5-OE	Final Filter



Truvac Final Filter

Model #	Description
#1140363AFJD	HXX Final Filter
#1140363BFJD	Prodigy Final Filter
#45122DF	Paradigm Final Filter
#1140363C	Pre-Filter Foam

PRODUCT SPOTLIGHT



JAKE-A-VATOR

6' Diameter #34766EXJD
 8' Diameter #25268EXJD
 Flow Range: 8 - 18 GPM
 Pressure Range: 800 - 2,500 PSI
 Water System: Sewer Hose or Handgun Connection
 Nozzle Insert: 8 x M9
 Accessory Options: Clamp-on Handle

The Jake-A-Vator hydro excavation vacuum nozzle eliminates mechanical excavation for small construction repairs. It connects to your sewer hose or handgun water system.

- Designed for sensitive utility locations
- Simplifies catch basin cleaning
- Ideal for curb stop repairs and replacement
- Water and sewer main construction
- Minimizes landsapce repairs and associated costs

INDUSTRIAL HOSE



KANAFLEX AR

Model #	Diameter
#180AR4	4" Abrasion Resistant Hose
#180AR6	6" Abrasion Resistant Hose
#180AR8	8" Abrasion Resistant Hose



KANAFLEX HR

Model #	Diameter
#180HR4	4" Heat Resistant Hose
#180HR6	6" Heat Resistant Hose
#180HR8	8" Heat Resistant Hose



KANAFLEX EPDM

Model #	Diameter
#300EPDM3	3" EPDM Rubber Hose
#300EPDM4	4" EPDM Rubber Hose



Green Monster Hose

Model #	Diameter
#TEXCOMM-6	6" Green Monster Hose
#TEXCOMM-8	8" Green Monster Hose



Tiger Flex

Model #	Diameter
#TG/TY300	3" Tigerflex (Green or Yellow)
#TG/TY400	4" Tigerflex (Green or Yellow)



Steel Flex

Model #	Diameter
#HTG4200-400X25	4" Steel Flex Hose
#HTG4200-600X25W	6" Steel Flex Hose



ADS Hose

Model #	Diameter
ZZ-SPH6	6" Black Ads Hose
ZZ-SPH6-YELLOW	6" Yellow Ads Hose



Powerlock Clamps

Model #	Diameter
#POWERLOCK3	3 in. Diameter
#POWERLOCK4	4 in. Diameter
#POWERLOCK6	6 in. Diameter
#POWERLOCK8	8 in. Diameter

BANDLOCK PIPES AND ACCESSORIES



Pipe
8 In. / Male-To-Female

- #55275AJD 3 ft.
- #55275CJD 5 ft.
- #55275JD 10 ft.
- #55275BJD 20 ft.

Pipe
6 In. / Male-To-Female

- #55925BJD 6 ft.
- #55925EJD 8 ft.
- #55925JD 10 ft.
- #55925FJD 20 ft.



End Plugs & Caps

Model #	Diameter
#500-4	4" Male Plug
#500-6	6" Male Plug
#500-8	8" Male Plug
#500-6FR	6" Female Cap
#500-8FR	8" Female Cap



Bandlock Clamps

Model #	Diameter
#BLB-4	4 in.
#BLB-6	6 in.
#BLB-8	8 in.



Hose Ends

Model #	Diameter
#4MR	4" Male Plated
#4MR-NP	4" Male Non-Plated
#4MR-WO	4" Male Weld On
#4FR	4" female Plated
#4FR-WO	4" Female Non-Plated
#6MR	6" Male Plated
#6MR-NP	6" Male Non-Plated
#6MR-WO	6" Male Weld On
#8MR	8" Male Plated
#8MR-NP	8" Male Non-Plated
#8MR-WO	8" Male Weld On
#8FR	8" female Plated
#8FR-NP	8" Female Non-Plated
#8FR-WO	8" Female Weld On



45° Elbow

Model #	Diameter
#220-4	4 in.
#220-6	6 in.
#220-8	8 in.



90° Elbow

Model #	Diameter
#200-4	4 in.
#220-6	6 in.
#220-8	8 in.



Reducers

Model #	Diameter
#300-64	6" - 4" Plated
#300-64-SP	6" - 4" w/ Male Nipple
#300-65	6" - 5" Plated
#300-84	8" - 4" Plated
#300-86	8" - 6" Plated
#300-86-NPT	6" Male - 8"



In-Line Vacuum Relief Valve (Safety T)

Model #	Diameter
#600-4	4" w/ Male & Female Ends
#600-6	6" w/ Male & Female Ends
#600-8	8" w/ Male & Female Ends

CAMLOCK



TYPE A

Model #	Description
#150-A	1-1/2" Male - Female NPT
#200-A	2" Male - Female NPT
#250-A	2-1/2" Male - Female NPT
#300-A	3" Male - Female NPT
#400-A	4" Male - Female NPT
#600-A	6" Male - Female NPT
#800-A	8" Male - Female NPT



TYPE B

Model #	Description
#150-B	1-1/2" Male NPT - Female
#200-B	2" Male NPT - Female
#250-B	2-1/2" Male NPT - Female
#300-B	3" Male NPT - Female
#400-B	4" Male NPT - Female
#600-B	6" Male NPT - Female



TYPE C

Model #	Description
#125-C	1-1/4" Female - Hose Shank
#150-C	1-1/2" Female - Hose Shank
#200-C	2" Female - Hose Shank
#250-C	2-1/2" Female - Hose Shank
#300-C	3" Female - Hose Shank
#400-C	4" Female - Hose Shank
#600-C	6" Female - Hose Shank
#800-C	8" Female - Hose Shank



TYPE D

Model #	Description
#125-D	1-1/4" Female - Female NPT
#150-D	1-1/2" Female - Female NPT
#200-D	2" Female - Female NPT
#250-D	2-1/2" Female - Female NPT
#300-D	3" Female - Female NPT
#400-D	4" Female - Female NPT
#600-D	6" Female - Female NPT
#800-D	8" Female - Female NPT



TYPE E

Model #	Description
#125-E	1-1/4" Male - Hose Shank
#150-E	1-1/2" Male - Hose Shank
#200-E	2" Male - Hose Shank
#250-E	2-1/2" Male - Hose Shank
#300-E	3" Male - Hose Shank
#400-E	4" Male - Hose Shank
#600-E	6" Male - Hose Shank
#800-E	8" Male - Hose Shank



TYPE F

Model #	Description
#125-F	1-1/4" Male - Male NPT
#150-F	1-1/2" Male - Male NPT
#200-F	2" Male - Male NPT
#250-F	2-1/2" Male - Male NPT
#300-F	3" Male - Male NPT
#400-F	4" Male - Male NPT
#600-F	6" Male - Male NPT
#800-F	8" Male - Male NPT



TYPE G

Model #	Description
#200-G-BU	2" Gasket
#300-G-BU	3" Gasket
#600-G-BU	6" Gasket



KING NIPPLE

Model #	Description
#ST15	1-1/4" King Nipple
#ST20	1-1/2" King Nipple
#ST25	2" King Nipple
#ST30	2-1/2" King Nipple
#ST35	3" King Nipple
#ST40	4" King Nipple
#ST50	6" King Nipple
#ST60	8" King Nipple



GALVANIZED CLAMPS

Model #	Description
#F6	1-1/2" Galvanized Clamp
#F8	2" Galvanized Clamp
#F10	2-1/2" Galvanized Clamp
#F12	3" Galvanized Clamp
#F16	4" Galvanized Clamp
#F24	6" Galvanized Clamp
#F1	Center Punch Tool

RENTAL SOLUTIONS

Make work easier
with rental
options from JDC.

Sewer Cleaning
Electric Utility
Pipeline Inspection
DOT Vacuum
Roll Off
Vacuum Excavation
Industrial Vacuum
and **MORE!**



PORTABLE CAMERA SYSTEMS

Panoramo 150

The PANORAMO 150 is Capable of inspecting over 90% of the pipelines that are found in sanitary sewer systems. This product is perfect for contractors and cities who want increased productivity and speed. Although the 150 is smaller, it is more agile than its larger brother. Not to mention, it includes zero-radius steering and Automatic Tilt Compensation standard!



Key Features:

- Inspection Range: 6" - 48" and up
- Collect data in the field – analyze back at the office
- Twin 185° Digital Fisheye Lens Cameras
- High Power LED Lighting
- 4K (4096 x 2160 pixels) Resolution – 4x Greater than digital HD
- Maximum Speed of 69' / min.
- Multiple Views for Data Analysis – Perspective, Unfolded, and Full Pipe Segment Unfolded Views

Panoramo SI 4K Mobile System


Panoramo SI provides a complete 360 view of the manhole after the inspection. Conduct inspections in a fraction of the time it would take with traditional methods. The 3D Optoscanner uses two high-resolution digital cameras with specially designed distortion-free wide-angle lenses. These optically scan the entire interior of the manhole in a few sections in one single vertical run.




Key Features:

- Collect data in the field – analyze back at the office
- Twin 185° Digital Fisheye Lens Cameras
- 4K (4096 x 2160 pixels) Resolution
- Maximum Speed of 14" per second
- Multiple Views for Data Analysis – Perspective, Unfolded, and Full Pipe Segment Unfolded Views
- Available as an add-on to PANORAMO system or in a stand-alone version
- 12 in. to 120 in. inspection Range

T86 Camera Tractor



T76 Camera Tractor



T66 Camera Tractor



FEATURES	T66/HD	T76/HD	T86/HD
Zero Radius Steering	✓	✓	-
Tractor Range (Pull Distance)	up to 1000'	up to 2000'	up to 2000'
Dual-Axis, Pivoting Center	✓	✓	✓
Automatic Tilt Compensation (ATC)	✓	✓	-
Location Transmitter	-	✓	✓
LISY Attachment (Optional)	-	✓	✓
Elevator Attachment (Optional)	Manual	Electric	Electric

PORTABLE CAMERA SYSTEMS

Mainlite Portable Camera System

The MainLite system is based around two compact cable drums (KW206 and KW306), and the revolutionary BP100 multi-function computer controller. The entire unit can be mounted in a truck, or used in portable applications with the addition of the new MainLite Portable Cart, which provides seating and an ergonomic mount for the BP100 controller.



MAINLITE™

Included Items

- BP100 Controller
- T66 Crawler
- ORION Zoom Camera
- KW206 Drum
- 656' of Cable
- Other Accessories

Pipe Size

- 4" - 15" Pipe

MAINLITE™ XL

Included Items

- BP100 Controller
- T66 Crawler
- ORION Zoom Camera
- KW306 Drum
- 1000' of Cable
- 5" Nozzle Handle
- Other Accessories

Pipe Size

- 6" - 48" Pipe

MAINLITE™ PRO

Included Items

- BP100 Controller
- T76 Crawler
- ORPHEUS 2.0 Camera
- KW206 Drum
- 656' of Cable
- Other Accessories

Pipe Size

- 4" - 15" Pipe

MAINLITE™ PRO XL

Included Items

- BP100 Controller
- T76 Crawler
- ORPHEUS 2.0 Camera
- KW306 Drum
- 1000' of Cable
- 5" Nozzle Handle
- Other Accessories

Pipe Size

- 6" - 48" Pipe



Red Treaded Wheels

Model #	Description
#900410491	8" T76 Black Treaded Set



Black Pneumatic Tires

Model #	Description
#904110390	76 Black Pneumatic Set
#904100890	T76 XL Black Pneumatic Set



Grey Pneumatic Tires

Model #	Description
#900406690	T76 Grey Pneumatic Set



T66 Electric lift

Model #	Description
#905201121	T66 Electric lift



T66 Weight Kit

Model #	Description
#905211031	T66 Weight Kit



Granulated Wheels

Model #	Description
#905210291	5" T66 Granulated Set
#905210591	6" T66 Granulated Set
#900401491	8" T66 Granulated Set
#900401691	8" T76 Granulated Set
#900401491	10" T76 Granulated Set
#900401591	12" T76 Granulated Set



Black Treaded Wheels

Model #	Description
#905210091	5" T66 Red Treaded Set
#905210191	6" T66 Red Treaded Set
#905210991	8" T66 Red Treaded Set
#900410391	8" T76 Red Treaded Set
#900410891	12" T76 Red Treaded Set



High Traction Tires

Model #	Description
#905215791	4" T66 Tungsten Carbide Set
#905216291	5" T66 Tungsten Carbide Set
#905215991	6" T66 Tungsten Carbide Set
#905216791	8" T66 Tungsten Carbide Set
#TCW-S6	6" T76 Tungsten Carbide Set
#900406691	8" T76 Tungsten Carbide Set

Check out software options on our website.



1. Open the camera app
2. Gently tapping the QR code to focus the camera
3. Follow the instructions on the screen

INSPECTION BUILD-OUTS

In the need for a pipeline inspection truck build-out?
Looking for a pre-built or custom built inspection truck?

JDC has the solutions you need for your next job.



Visit our website to learn more about customizable options.

[TeamJDC.com/inspection-build-out](https://www.teamjdc.com/inspection-build-out)

1. Open the camera app
2. Gently tapping the QR code to focus the camera
3. Follow the instructions on the screen



PUSH CAMERA SYSTEMS

Vivax

vCAM-6 HD Mini

#VX-VMX-150A-D26N-US

Included Items

- Eight-inch daylight viewable LCD 5-watt 512Hz, 640Hz and 33kHz Sonde
- Traceable pushrod
- One touch recording to USB thumb drive
- Two times digital zoom for up close-up viewing
- AC/DC operation with rechargeable internal battery
- Audio commenting through the internal or external microphone



Vivax is a premier name in sewer inspection equipment, known for its exceptional quality and innovative technology. Vivax offers a comprehensive range of solutions designed to meet diverse requirements. Inquire today to learn more about the products and solutions vivax provides.

vCAM-6 HD

#VX-VC6-C200A-D34HDN-US

Included Items

- Daylight Viewable LCD
- WIFI - Powerful 150' / 45m Range
- Record to 1 TB hard drive or USB AC/DC operation with Li-ion rechargeable batteries
- Field servicable spring, coiled cable and lanyards
- Full QWERTY keyboard
- Camera test port Internal Microphone and On-screen distance counter

Opticam

The Opticam is specifically designed for business owners who don't have the starting capital but want to get into the inspection business! With such advanced and affordable features this system is a perfect match for sewer professionals looking for a high quality and reliable inspection device for the toughest jobs ahead of the curve.

Included Items

- 10.4 Screen
- 200ft Reel
- Self-Leveling Camera
- One Touch USB Recording
- Distance Counter
- AC,DC or Battery Powered
- Self-leveling camera head
- Designed for 2 to 12 in. pipe diameters
- An integrated text-writer

M18 Battery & Charger

#534092



Traveler Light

A tough, basic sewer camera inspection system. Simply slide in the M-18 Battery, plug in the USB Flash Drive and you are ready to start recording your sewer inspection

Included Items

- 5.0" LCD screen
- 1.3" Self-Leveling Camera One
- Touch USB Recording
- On-Screen Distance Counter
- Simple one touch recording



ASK ABOUT DEMOS!

TRANSMITTERS, LOCATORS & SONDES

VLOC3-CAM

#VLOC3-CAM

The vLoc3-Cam is the easiest to use sonde locator on the market today. The omni-directional antenna array allows for approaching the sonde from any position. The directional arrows will guide the user first to the front or rear locate point and then directly to the sondes position.

The vLoc3-Cam includes multiple sonde frequencies making it compatible with the major push cameras and crawler cameras on the market. The Pushrod Trace mode shows a second display geared for tracing the path of the pushrod deployed in the pipe or tracing pipes with an optional portable transmitter.

- Frequencies: 512Hz, 640Hz, 8kHz, 33kHz, 83kHz
- Operating Modes: Sonde Mode, Pushrod/Line Trace Mode

Key Features

- No ghost signals
- Graphical locate display
- Sonde locate and pushrod trace modes
- Optional Bluetooth option for GPS mapping
- High visibility color 4.3"/10cm Display



Learn more about the product

1. Open the camera app
2. Focus the camera on the QR code by gently tapping the code
3. Follow the instructions on the screen to complete the action

Alkaline and Li-ion Batteries

- Alkaline = typically 12-hours intermittent use
- Li-ion = typically 27-hours intermittent use

USB Data Port

- Update the receivers firmware

Accessory Port

- Vehicle charging lead
- Charge li-ion battery

Antenna Configuration

- Two sets of 3D antennas
- Omnidirectional antenna array

Ultra Bright LCD

- High visibility 4.3"/10cm LCD
- Auto backlight

Module Compartment

- Optional plug-and-play Bluetooth module

Construction

- High impact ABS plastic construction
- IP65 and NEMA 4 rating
- Lightweight at only 4.6lbs / 2.1kg



ASK ABOUT DEMOS!

TRANSMITTERS, LOCATORS & SONDES



VM-550 Transmitter

#VM500

The 83kHz induction frequency makes it ideal for inducing the signal onto large diameter, direct buried iron pipes with bell and gasket connections, and for using the induction clamp around smaller pipes. The lower 512Hz and 8.192kHz are good for direct connection to trace cables, and the 83kHz direct connection is good for high resistance pipes or for use with pushrod camera systems to trace the deployed pushrod.

- 8kHz and 83kHz
- Can supply 1 watt signal power either direct connect or Induction

Key Features

- External connection protection to 260VAC
- Lightweight and ergonomic at 2.47 lbs./1.2kg
- Optional Li-ion battery pack
- High-impact ABS construction
- Small, lightweight profile



4" Inductive Clamp

#CLAM4

For applying the transmitter signal to a target cable when safe access to the conductor is not possible.

- Construction: High impact ABS injection molded housing
- Maximum Utility Diameter: 4.2-in.
- Weight: 2.75lbs.
- Dimensions: 11-in(L) x 6.5-in(W) x 1.7-in(H)
- Cable Length: 14.7-feet*



Standard Sonde

Model #	Description
#10/SONDE-STD-33	3kHz Sonde
#10/SONDE-STD-512	512Hz Sonde



Sewer Sonde

Model #	Description
#10/SONDE-SEWER-33	3kHz Battery Sonde



Super Sonde

Model #	Description
#10/SONDE-SUPER-33	33kHz Deep Sewer Sonde

Sondes are small self-contained battery powered transmitters. Sondes are propelled through non-metallic pipes and ducts and can be located on the surface by a sonde locator or buried utility locator with a sonde mode. Sondes are also built into other products such as a sewer push camera, robotic crawler camera, or attached to a jetter hose.

Sondes come in a variety of sizes which ties into how deep they can be located. Different frequencies are available which allow sondes to be located in metallic or non-metallic pipes and ducts.

Features:

- Range of sizes and frequencies for different applications
- End Caps compatible with popular duct rodders
- Useable with other manufacturers utility locators
- Long battery life

TRANSMITTERS, LOCATORS & SONDES



Sonde

Model #	Description
#001 00281 03	Mid Sonde 8KHZ - w/ 25' Range
#001 00281 02	Mid Sonde 33KHZ - w/ 25' Range
#001 00281 00	Mid Sonde 512HZ - w/ 25' Range
#001 00281 04	Mid Sonde 640HZ - w/ 25' Range



Universal Roller Skid

#UNIVERSALROLLER

- For 6" to 18" Pipelines
- Keeps Camera Centered
- Increases Depth Range
- Increases Camera Lifetime
- Lights included



Transmitter

Model #	Description
#001 00806 01	3 Watt Transmitter - Alkaline Only
#001 00473 01	10 Watt Transmitter - Alkaline Only
#001 00473 00	10 Watt Transmitter - Lithium Ion



Clampmitter

Model #	Description
#001 00349 00	Self Contained Transmitting Induction Coupler



Mini Roller Skid

#MINIROLLERSKID

- Compatible with most standard push cameras up to 1.5" in diameter
- Negotiates 4" x 90° bends
- Eight 1" wheels help guide the camera through the pipeline



Snaptrack

Model #	Description
#001 00805 01	Receiver Only - Alkaline
#001 00805 00	Receiver Only - Lithium Ion
#001 00806 01	3 Watt Transmitter - Alkaline Only
#001 00473 00	10 Watt Transmitter - Lithium Ion
#001 00473 01	10 Watt Transmitter - Alkaline



The STICK

Model #	Description
#001 00483 00	Stick V3 Receiver
#001 00493 00	Stick V3 Transmitter



Wohler Camera Skid

#WOHLERSKID

- For 6" to 14" pipelines.
- Negotiates 6" to 45° elbows
- Maneuvers 8" to 90° bends
- Increases depth range
- Increases camera lifetime



MAGNASTICK - MSL

Model #	Description
#001 00385 00	MSL Magnastick

INSPECTION REPLACEMENT PARTS

Inspection Cable

Model #	Description
80017040	1,000' 524/11 Cable - IBAK Mainline
803015531-S	620' LISY Cable – IBAK Lateral Launch
80069300	FO2 Fiber Optic Cable 1640' - IBAK

Inspection Replacement Parts

Model #	Description
4420185	Termination Kit
CAMERAVOLTAGE	Load Test Resistor
48632042	Lateral Termination
440973-40M	Lateral Cable Hard Tube
4414721	Fiberglass Rod Replacement
401515501	Nano-L Kiel Replacement
49480241	Orion-L Short Kiel Replacement
49480141	Orion-L Long Kiel Replacement
49401541	Orion Camera Guide (Skid)
401500301	Nano Camera Guide (Skid)
49406242	Air Pressure Cap
49407642	Pressure Cap Removal Tool
904400441	Air Filter Valve T76
901602501	Brass Air Chuck T76
49406341	Air Filter Valve for Orion / Orpheus / Nano

Push Camera Replacement Parts

Model #	Description
289001	Push Camera Termination Tool Kit
135002	Push Camera Termination End
138002	Link Cable
177001	S Tool
517005	Push Camera Spring
554010	15V Power Supply
554013	12V Power Supply
20035	12V Milwaukee Battery Adapter

Protection Caps

Model #	Description
49405242	Orion™ / Nan / Orpheus™
48620541	Camera Base Front / Lateral Cable
902201441	T66 / T76 / PANO150 / PANO2 Tractor Rear
48905642	Mainline Cable
904051442	LISY 3.1 / 3.2 / Camera Base

CAMERA HEAD Light Housing

Model #	Description
49412132	Orion™ / Orion™-L Center
49412032	Orion™ / Orion™-L Side
400407832	Orpheus™ Top / Bottom
400407432	Orpheus™ Side
49411391	Orion™ Spare Kit (Light Housing, O-Rings, Screws)

PANARAMO Replacement Parts

Model #	Description
4407777	PANARAMO™ Lenses
400323341	PANARAMO™ Calibration Cap
400323841	PANARAMO™ Flash Covers
905145631	PANARAMO™ II Air Filler Valve
905180641	PANARAMO™ II Air Filler Valve Protective Cap
905146242	PANARAMO™ SI Air Pressure Cap

Push Camera Skids

Model #	Description
178001	2' Skid
178004	3" Skid
MINIROLLERSKID	4" - 6" Skid
178003	6" - 18" Skid

SMOKE & DYE TESTING



1A Smoke Bomb

#1A

- Generates 4,000 Cubic Feet of Smoke
- 30 Second Run Time



3C Smoke Bomb

#3C

- Generates 40,000 Cubic Feet of Smoke
- 3:00 Run Time



WC Double Wick Smoke Bomb

#W3C

- Generates 40,000 Cubic Feet of Smoke
- 2:00-3:00 Run Time
- Allows Smoke bombs to be daisy chained



Manhole Air/Smoke Blower

#30-S

Output of 4,300 cfm



5 or 55 Gallon Containers

#SL-5



Fluorescent FLT Orange

#105006

Fluorescent Industrial Red

#105000

FLT Blue

#105005

Fluorescent FLT Yellow/Green

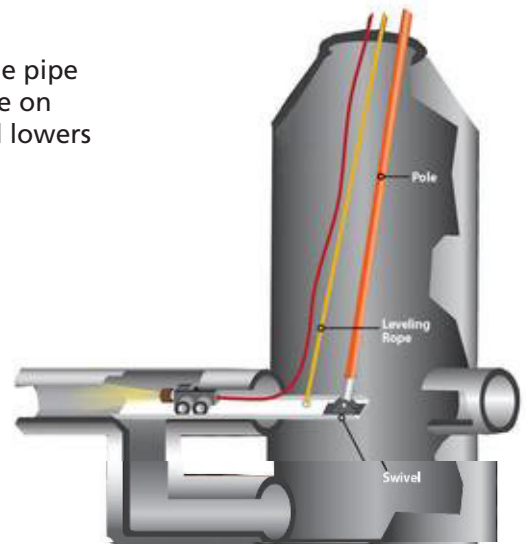
#105001

PRODUCT SPOTLIGHT

Drop Manhole Bridge

The Drop Manhole Bridge is designed to “bridge that gap” from the pipe entrance, cross over the Drop down pipe, and allow you to continue on your way. This invention connects to our Fiberglass pole system and lowers straight down into the manhole by way of its swivel base.

Model Number	Description
#DMB-1-24-6	Drop Manhole kit for 6" Pipe
#DMB-1-24-8	Drop Manhole kit for 8" Pipe





ELECTRICAL UTILITY MAINTENANCE



INDUSTRIAL MAINTENANCE



INSPECTION MAINTENANCE



SWEEPER MAINTENANCE



SERVICE SOLUTIONS

Expect premium service from every JDC location, coast to coast, provided by our seasoned experts. Our collective, comprehensive industry knowledge and years of expertise allows us to become an extension of your team.

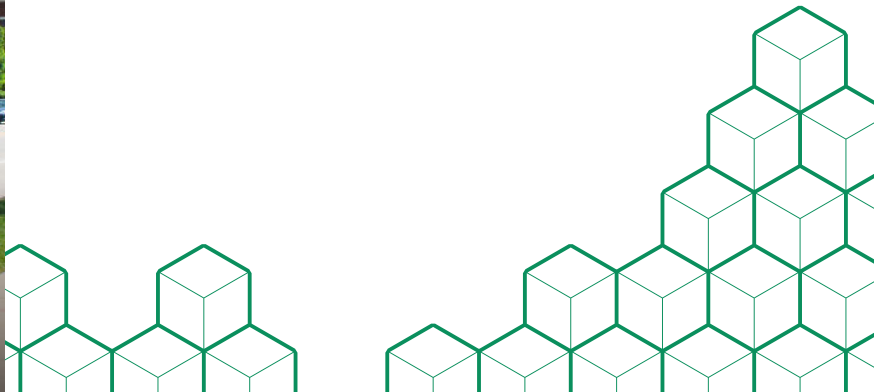
FREE 360° INSPECTION

Our experienced technicians will determine the amount of parts and labor needed to provide a reliable, work-ready unit upon completion, and develop recommendations and options for the customer to choose from.

AFTER HOURS Drop-Off

Our after-hours drop-off service has provided customers the extra support they need in a busy industry. To ensure a smooth process, talk with your local branch about dropping off your rental.

Talk to your local branch for additional information or visit [TeamJDC.com/Service](https://www.teamjdc.com/Service)




SAFETY EQUIPMENT



**DAX Fifty
50 Green**
#HDC50C-20GC



**DAX Fifty
50 Desert Camo**
#HDFC50-20CD



**DAX Carbon
Fiber Camo**
#HDC-20CK

- Perforated synthetic leather comfort dome with molded EVA foam insert for additional shock absorbing protection to the top of head
- Oversized ratcheting fitment dial to adjust size, easy to grip and use with gloves on
- 6 point suspension system for a secure, comfortable fit
- Triple reinforced crown for superior impact protection
- Designed to offer outstanding protection in hot and dangerous industries, the DAX Hard hat shell has been tested to radiant heat loads producing temperatures up to, but not exceeding, 350° F (177° C).
- Meets ANSI Z89.1-2014 requirements for Type 1, Class C



Spire 100 LED Beacon
#100TC-A

- Single-color, short and tall LED beacon
- 25 flash patterns
- Built-in industry-standard watertight cable connection
- Multi-voltage, 12/24 Vdc



Spire 200 LED Beacon
#200TC-A

- Single- and dual-color, short and tall LED beacon
- 25 flash patterns
- Multi-voltage, 12/24 Vdc
- Low-power mode
- IP69K rated for protection against dust and water



Latitude Signal Master
#SL8S-A48

- 6 or 8 head models
- Includes economy SignalMaster controller
- Interior and exterior mounting brackets - purchase separately
- Left, right and center-out warning signals



MicoPuls Ultra
#MPS1200U-AA - Amber
#MPS1200U-GG - Green

- Ultra low-profile, surface mount perimeter light offered in three sizes
- Single, dual, and tri-color models available
- 25 selectable flash patterns
- Clear and Smoked lens models available

Hand held spot light
#46494BJD

- No Standalone lithium batteries are sold with the product
- LED technology, 1000-lumen, shock-proof with 50,000 hour lifetime
- Fully recharges battery in 4 hours and charges battery in product; Charge LED indication: LED Red – Charging; LED Green – Charged
- Trigger style switch with momentary or click on/off operation; secondary rotary switch selects output mode
- High impact polycarbonate housing, rubberized lens ring, and cushioned-grip handle



SAFETY EQUIPMENT



Quest Safety Glasses

#EQT-12KA

- Small to medium fit & coverage
- TR-90 frame construction with soft rubber temple and nose bridge
- Exceeds UV-A / UV-B / UV-C



Carbonwire A7 Nitrile

#GCL-19KL

- 360 Carbonwire™ cut level 7 with a 13 gauge shell: High Density Polyethylene (HDPE) and glass fiber
- Nitrile microfoam dipped palm provides superior grip and offers chemical and caustic substance resistance



Tacker Winter Glove

#GTW-17KK1L

- EVA padded palm for impact and vibration absorption
- Touch screen finger tip
- Machine washable genuine leather for resistance
- TPR wrist closure



Viz-Pro T-Shirt

#AVE-10L1L

- Polyester air mesh maximizes airflow
- 2" width reflective tape
- Provides ANSI/ISEA class 2 certification



Viz-Pro1 Vest

#AV5-13E1L

- Polyester air mesh maximizes airflow
- 2" width reflective tape
- Provides ANSI/ISEA class 2 certification



High-Viz Bomber Jacket

#AVB-17HVK1L

- Waterproof 100% polyester 300D oxford shell
- 2" width reflective tape
- 100% polyester anti-pillar polar fleece removable lining



Tracker Winter Rated Glove

#GTA-ITCF

- TPR wrist closure
- Single-piece palm with saddle, fourchette and fingertip reinforcements
- Lightweight back of hand material maximizes air flow



Hi-Viz Parka Jacket

#AVPITHVK

- Waterproof 100% polyester 300D oxford shell
- 2" width reflective tape
- 100% polyester apolar fleece removable lining



Option Winter Glove

#GOW-17HVBR

- Single-piece palm with saddle, fourchette and fingertip reinforcements
- Lightweight back of hand material maximizes air flow
- TPR wrist closure

WINCH & HARNESS

Retrieving incapacitated workers and bringing them to safety makes the winch one of the most critical parts of your rescue system. Choosing the right lifeline type and length are just a few of the options. In some situations, you may need a secondary or backup system, too.



Personal Winch
#140-50G
Fall Arrest / Retrieval Device
2 Braking Systems



Self Retracting Life Line
#2005-50G
Fall Arrest / Retrieval Device
Self-Retracting Line / Winch Mode
2 Braking Systems



Confined Space Winch
#8102001
Winch & Line:
6 ft. Galvanized 1/4 in.



3-Way Retrieval
#3501102
Ultra-Lok: 50 ft. SRL

PRODUCT SPOTLIGHT



Team Communication System
#CSB-990MAX
Carrying Case
#VL6CASELG

Features

- Up to 8 full-duplex intercom positions
- Unlimited number of listen-only headsets.
- Range: Up to 1,500 feet (line of sight).
- Headset shuts down after 15 minutes of inactivity and will automatically turn back on when the user picks up the headset.
- Noise reduction rating of 23dB.
- Full-duplex intercom communications without any push-to-talk required.
- 15 hours battery life
- Charge anywhere with either a 120V or 12V/24V power source.
- No installation or base station required. Just turn on your headset and start talking.



Universal Exofit Harness
#1102000



Exofit Harness

Model #	Size
#1113151	Small
#1113154	Medium
#1113157	Large
#1113160	X-Large

CONFINED SPACE EQUIPMENT



MSE TRIPODS

#100/7 / #100/9
7 ft. or 9 ft. Tripod

Made from a high-strength aluminum construction, these tripods feature adjustable legs with quick pin adjustment capabilities and integrated independent leg locks which hold legs securely in place. Tested to withstand up to 5,400 lbs. of static load.

Folding Ladders

Model #	Length
#585A-10	10 ft.
#585A-12	12 ft.
#585A-14	14 ft.



Adjustable Davit Arm

- #8518382
- 11 1/2 - 27 1/2 in. Reach
 - 66 - 76 in. Height
 - 5,000 lb. Mast Anchorage Point



Manhole Collar Davit Base

- #8510457
- 22 - 24 in. Diameters
 - Carrying Handles



Trailer Hitch Base

- #8510140
- 2 in. Ball Hitch
 - Adjustable T-Bar Stabilizer
 - For 27 1/2 in. Max. Offset Davit Mast




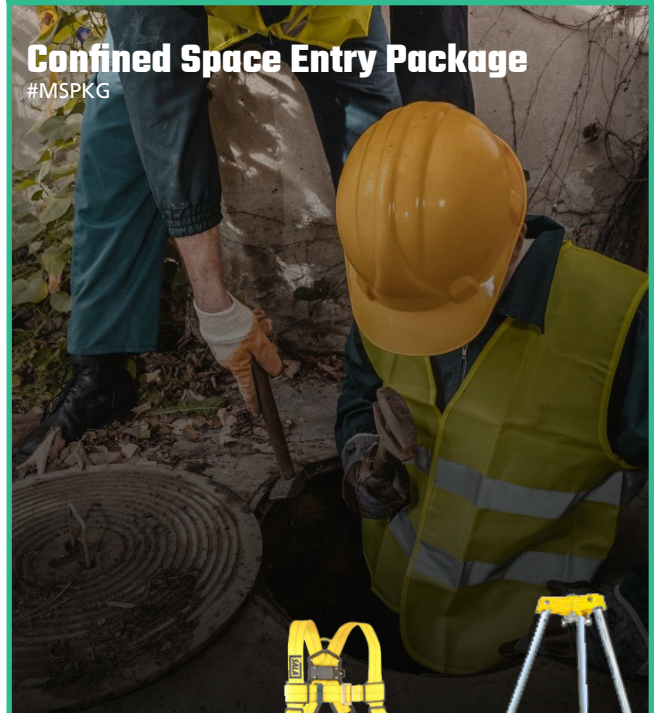
Concrete Wall Base

- #8512285
- 24 in. Max Wall Thickness

PACKAGE DEAL

Confined Space Entry Package

#MSPKG



Package includes:

- 7' Tripod
- Material Work Winch
- 3-Way Rescue and Recovery Winch
- Attachment Hardware
- Universal Safety Harness
- Optional air monitor and/or ventilation unit

OSHA approved class:
CONFINED SPACE ENTRY

Additional CONFINED SPACE and FALL PREVENTION PRODUCTS available. Contact your Regional Sales Representative or a local branch for all your needs!

WINCH & HARNESS

Manhole Blower / Ventilation

Blower Exhauster Fans are constructed with conductive ABS or corrosion and chemical resistant polyethylene for long lasting durability.



8" Axial Plastic Manhole Blower Only

#9536
8 in. Blower Only Power

8" Axial Plastic Manhole Blower with Hose

#9532-15
Hose Length: 15 ft.
Power: 115 Volt
Other:with Canister

8" Axial Plastic Manhole Blower with Hose

#9532-25
Hose Length: 25 ft.
Power: 12 Volt
Other: with Canister

12" Axial Plastic Manhole Blower with Hose

#9543-15
Hose Length: 25 ft.
Power: 115 Volt
Other: with Canister

MULTI GAS MONITORS



Microtector II

#G450-11410
Features:


- O2
- LEL Combustible
- CO & H2S
- Alkaline Batteries



Microtector II

#G450-11420
Features:

- O2
- LEL Combustible
- CO & H 2S
- Rechargeable Batteries



Docking Station

#1450-401
Features:

- G450 Dock Station
- Smart Pump
- Alkaline Batteries



Smart Pump

#1450-922
Features:

- Smart Pump
- Rechargeable Batteries

PRODUCT SPOTLIGHT

Rollgliss™ R550

#3327050

This state of the art, fully automatic controlled descent device can be used for rescue and evacuation from heights up to 1,640 ft. for one user 310 lbs. or 575 ft. for two users totaling 620 lbs.




Included:

- 350 ft. (107 m) rescue and descent kit with rescue wheel
- 4 ft. (1.2m) anchor sling
- 2 carabiners and carrying bag

Specifications:

Carabiner:	Zinc Plated Steel
Decent Type:	Vertical
Housing Material:	Aluminum
New Weight:	23.85 lb
Number of Users:	Two
Length:	350 f



Learn more about the product

1. Open the camera app
2. Focus the camera on the QR code by gently tapping the code
3. Follow the instructions on the screen to complete the action



Gas Monitor Kit

#G450-11410-K / #G450-11420-K
Features:
 Gas Meter w/ Calibration kit (2 Model Options)

Why Choose Precision Tension Solutions for Transmission and Distribution?

Precision Tension Solutions, a trail-blazing manufacturer in the transmission and distribution market, where the industry lead time often exceeds 30+ weeks, the average turn-around time is only 2-6 weeks or less to manufacture from scratch and just a matter of days from our expansive inventory.

Precision Synthetic Rope Solutions Stringing Line Options

MANUFACTURER	MODEL	DESCRIPTION
Precision Tension	12-STRAND POLYESTER	7/16" X 8,500' W/ 3' Back Splice (Blue, Green, Yellow, Orange, Red)
Precision Tension	12-STRAND POLYESTER	1/2" X 8,000' W/ 3' Back Splice (Blue, Green, Yellow, Orange, Red)
Precision Tension	12-STRAND POLYESTER	5/8" X 10,000' W/ 4' Back Splice (Blue, Green, Orange, Red)
Precision Tension	12-STRAND POLYESTER	5/8" X 15,000' W/ 4' BACK SPLICE (Blue, Green, Orange, Red)
Precision Tension	12-STRAND POLYESTER	1" X 11,000' (GREEN)

Precision Synthetic Rope Solutions Truck & Winching Rope Options

TYPE	SUBCATEGORY	MODEL	DESCRIPTION
Winch Line	Digger Derrick	Class li Dble Braid	7/8" X 335' W/ SOFT EYE EACH END
Winch Line	Bucket Truck	Ultra 12	5/8" X 425' W/ SOFT EYE & REINFORCED THIMBLE EYE
Winch Line	Digger Derrick	Ultra 12	1/2" X 100' W/ THIMBLE EYE & SOFT EYE
Winch Line	Digger Derrick	Dble Braid Polyester	1" X 80' W/ THIMBLE EYE & SOFT EYE
Winch Line	Digger Derrick	Dble Braid Polyester	1" X 100' W/ THIMBLE EYE & SOFT EYE
Winch Line	Digger Derrick	Dble Braid Polyester	1" X 120' W/ THIMBLE EYE & SOFT EYE
Winch Line	Digger Derrick	Dble Braid Polyester	1" X 140' W/ THIMBLE EYE & SOFT EYE
Winch Line	Digger Derrick	Dble Braid Polyester	1 1/8" X 120' W/ THIMBLE EYE & SOFT EYE
Winch Line	Digger Derrick	Dble Braid Polyester	1 1/8" X 140' W/ THIMBLE EYE & SOFT EYE
Auger Stow	Digger Derrick	Dble Braid Polyester	7/8" X 10' W/ 6" SOFT EYE EACH END
Jib Line	Bucket Truck	Dble Braid Polyester	1/2" X 80' W/ THIMBLE EYE & SOFT EYE
Jib Line	Bucket Truck	Dble Braid Polyester	1/2" X 95' W/ THIMBLE EYE & SOFT EYE
Jib Line	Bucket Truck	Dble Braid Polyester	1/2" X 110' W/ THIMBLE EYE & SOFT EYE
Jib Line	Bucket Truck	Dble Braid Polyester	1/2" X 155' W/ THIMBLE EYE & SOFT EYE
Hardware	Bucket Truck	Screw Pin Shackle	3/8" 1-TON & SWIVEL HOOK W/ LATCH KIT

OUTRIGGER PADS



Engineered for strength, rigidity and maximum load distribution in an easy to use, unbreakable outrigger pad. Built using DICA's proprietary engineered thermoplastic material, every SafetyTech Outrigger Pad is designed and sized to never physically or functionally fail.

DICA outrigger pads, stabilizer pads and crane pads are put to the test daily in demanding industries including electric utility, crane rental, construction, tree care, concrete pumping, mining and drilling operations and all five branches of the U.S. armed forces and NASA.

1" Medium FiberTech Outrigger Pad

SIZE	WEIGHT (LBS)	WORK LOAD LIMIT (LBS)
18x18x1	11	45,000
18x24x1	18	60,000
22x24x1	17	55,000
24x24x1	19	60,000
30x30x1	30	75,000
36x36x1	43	80,000

2" Heavy FiberTech Outrigger Pad

SIZE	WEIGHT (LBS)	WORK LOAD LIMIT (LBS)
18x18x2	20	70,000
24x24x2	38	80,000
30x30x2	60	95,000
30x2	45	85,000
36x36x2	86	110,000
36x2	68	100,000
42x42x2	120	125,000
42x2	92	115,000
48x48x2	150	140,000
48x2	120	130,000
60x2	190	160,000

3" Super FiberTech Outrigger Pad

SIZE	WEIGHT (LBS)	WORK LOAD LIMIT (LBS)
24x24x3	60	112,000
36x3	102	130,000
42x3	138	150,000
48x3	180	170,000
60x3	285	210,000

WOOD OUTRIGGER PADS TYPICALLY HAVE A LOWER UP-FRONT COST BUT COME WITH SIGNIFICANT LIMITATIONS.

Wood is a natural material that can easily crack, break or splinter when put into use. Once in the field, a wood outrigger pad will experience significant stress from equipment loads, varying soil conditions and exposure to the elements such as water, heat, and cold. These environmental factors cause wood outrigger pads to degrade fairly quickly.


Due to these issues, it's not uncommon for wooden crane mats to last for as little as one use and very few survive more than 1-2 years of consistent stress in the field. On a ten year timeline, a "best case" wood outrigger pad will need to be replaced up to five times. For a 24'x24' pad used for small to mid-size outrigger-enabled equipment, the replacement cost for a wood outrigger pad will be \$500.00 or more.

OUTRIGGER PADS




SafetyTech Outrigger Pad

SHAPE	SIZE	WEIGHT (LBS)	WORK LOAD LIMIT (LBS)
Round	36x1	75	130,000
Round	42x1	105	150,000
Round	48x1	140	170,000



AlturnaMATS Ground Protection Mats

THICKNESS	W X L	WEIGHT (LBS)
1/2 Inch	4' x 8'	86
1/2 Inch	3' x 8'	65
1/2 Inch	3' x 6'	51
1/2 Inch	2' x 8'	43
1/2 Inch	2' x 6'	33
1/2 Inch	2' x 4'	22



VersaMATS Ground Protection Mats

THICKNESS	W X L	WEIGHT (LBS)
1/2 Inch	4' x 8'	86
1/2 Inch	3' x 8'	65
1/2 Inch	2' x 8'	43

Check out our TSE stringing equipment

Electric utility parts and service available! Connect with a Parts and Service Reps to learn more!





1. Open the camera app
2. Gently tapping the QR code to focus the camera
3. Follow the instructions on the screen



ROCK AUGERS & CORE BARRELS

The right tool for loose and compacted soils, stiff clays, soft shales and rock. You can use the Digger Derrick Auger with heavy utility vehicles to dig holes for poles and more. Whether you're drilling through dirt or rock, the right auger will help you satisfy your operations. Enhance your drilling system with durable tooling that can withstand many different conditions.



MANUFACTURER	ITEM NUMBER	ITEM DESCRIPTION
JEFFREY MACHINE	ROCK TOOTH	24" DIA - 4" BOX
JEFFREY MACHINE	ROCK TOOTH	30" DIA - 4" BOX
JEFFREY MACHINE	ROCK TOOTH	36" DIA - 4" BOX
JEFFREY MACHINE	ROCK TOOTH	42" DIA - 4" BOX
JEFFREY MACHINE	ROCK TOOTH	48" DIA - 4" BOX
JEFFREY MACHINE	ROCK TOOTH	54" DIA - 4" BOX
JEFFREY MACHINE	ROCK TOOTH	60" DIA - 4" BOX
JEFFREY MACHINE	ROCK TOOTH	72" DIA - 4" BOX
JEFFREY MACHINE	CORE BARREL	24" DIA - 4" BOX
JEFFREY MACHINE	CORE BARREL	30" DIA - 4" BOX

What can be modified?

- Flighting Thickness
- Multiple flights
- Flighting Pitch
- Overall Length
- (OAL) Steel Grade
- Hardening
- Pilot
- Teeth and holder tooth
- Angler Kelly
- Box Stem

DIRT & ROCK DIGGER DERRICK AUGERS

Medium Duty Bullet Tooth Auger



MANUFACTURER	ITEM NUMBER	ITEM DESCRIPTION
JEFFREY MACHINE	JM-90232	MD - ROCK - 30IN MEDIUM DUTY 104-48 2.5 HEX
JEFFREY MACHINE	JM-90208	MD - ROCK - 24IN MEDIUM DUTY 104-60 2.5 HEX
JEFFREY MACHINE	JM-90140	MD - ROCK - 18IN MEDIUM DUTY 104-60 2.5 HEX
JEFFREY MACHINE	JM-90124	MD - DIRT - 18IN MEDIUM DUTY 104-60 2.5 HEX

Fully certified paint technicians & facilities

Whether you need a full body paint or just the doors, we can keep your equipment looking new. Ask your sales rep about your options.

Ask how this is incorporated into our rebuild packages.





Pelican Strip Broom
7970066



Whirlwind MV, Megawind
Poly Center Broom
7873203

After Market Sweeper Brooms

Model #	Description
21-053256VPN	Vanguard Poly TB 5-7/8 x 32 x 56.5 Johnston 3000/4000, Global M3/MX3
21-083658MOP	Poly Tube Broom 8 1/2 x 36 x 58 Mobil-Athey, Schwartz™ M5000, Schwarze M6
21-041552JOP	Johnston 600 Poly TB 5 x 15 x 52.5
21-041551JOP650-07	Johnston 650-07 PO TB 4 3/8 x 15.5 x 51 Star Drive
21-041551JOP651	Johnston VT651 Poly TB4 3/8 x 15.5 x 51
21-021279TYP	Tymco 600 Poly TB 2 7/8 x 12 x 79
21-130565AP	United Pro Strip Brush 13 x 56.5 13/Bx Johnston 3000/4000, Global M3/MX3
20-130580AP	United Pro Strip Brush 13 Trim x 58
41-PATFMP12	Blue Steel Snacon 12 Seg Plas Back GB Johnston 3000/4000, Global M3/MX3
41-PATWAP4	Blue Steel Wayne 4 Seg Plas Back GB Johnston 3000/4000
41-PATJOW116	Blue Steel Johnson 16 IN Wood Back GB
41-PATELP4	Blue Steel 4 Seg Plas Back GB STD Tymco 435, Schwarze A4000
41-PATELP5	Blue Steel 5 Set Plas Back GB Schwarze A7000, A9000, M5000
41-PATMOP4	Blue Steel 2 Seg Plas Back GBSTD Athey-Mobil, Tymco 600
41-PATWWP2	Blue Steel 4 Seg Plac Back GB 20 Schwarze 333, Johnston VT650
41-PATELP420	Blue Steel 4 Seg Plac Back GB 20 Tymco 210

ELGIN™ OEM Replacement Brushes

Model #	Description
5713881	Broom Bear™ H, Broom Badger™ Strip Broom
7970068	4M Eagle, Road Wizard, Broom Bear Strip Broom
7970066	Pelican™ Strip Broom
1071285	Whirlwind™ MV, Megawind Combo Center Broom
7873203	Whirlwind™ MV, Megawind Poly Center Broom
7873222	Side Broom Segment Set – (5) 17 Wire
7873226	Side Broom Segment Set – (4) 24 Wire
7873207	Geovac Poly Center Broom
7873206	Broom Bear H, Broom Badger Main Broom
7873202	4M Eagle, Road Wizard™, Broom Bear Main Broom
7873201	Pelican Main Broom
7873209	Pelican HD Main Broom
7873225	4 Segment Gutter Broom HD
7873223	5 Segment Gutter Broom HD
7873229	2 Segment Gutter Broom A
1096159	AY-Dirt Shoe, Right Hand
1096160	AY-Dirt Shoe, Left Hand

Sweeper Replacement Parts

Model #	Description
20-130580AP	Broom Bear H, Broom Badger Strip Broom
20-130600AP	4M Eagle, Road Wizard, Broom Bear Strip Broom
20-130660AP	Pelican Strip Broom
21-021654ELC	Whirlwind MV, Megawind Combo Center Broom
21-021654ELP	Whirlwind MV, Megawind Poly Center Broom
21-021660WWP	Geovac Poly Center Broom
21-083658MOP	Broom Bear H, Broom Badger Main Broom
21-083660EAP	4M Eagle, Road Wizard, Broom Bear Main Broom
21-083666ELP	Pelican Main Broom
21-083666ELPH	Pelican HD Main Broom
41-PATELP4H	4 Segment Gutter Broom HD
41-PATELP5H	5 Segment Gutter Broom HD
41-PATWWP2	2 Segment Gutter Broom


Is it time to change your broom?

Elgin recommends replacing tube brooms when the filament reaches 7.0 inches and side brooms when the filament reaches 6.0 inches. Regularly check the broom filament for maximum sweeping effectiveness.

Broom Down Pressure

A properly adjusted broom sweeps with the tips of its bristles. When too much down pressure is applied, the broom is no longer using its tips. This limits the “flick” action of the bristles and limits sweeping effectiveness.

To check for correct down pressure, lower the broom to the ground and rotate at normal operating speed with the machine remaining stationary. Lift the sweeping assembly and check for a 2”- 4” wide sweeping path. Make any adjustment needed to down pressure and recheck path.



NVE SINGLE GATE VALVES

Model #	Description
180-4C	4" Single Gate Valve Carbon Steel
180-6C	6" Single Gate Valve Carbon Steel

BETTS™ SINGLE GATE VALVES

Model #	Description
SV914MSM	4" CARBON TTMA X MALE NPT
SV916MSM	6" CARBON TTMA X MALE NPT
SV904MSM	4" CARBON TTMA FLANGE X FLANGE
SV966MSM	6" CARBON VALVE ANSI FLANGE X NPT
SV906SSM	6" STAINLESS SLIDE VALVE TTMA FLG X FLG
SV916SSM	6" STAINLESS VALVE TTMA X MALE NPT
SV904SSM	4" STAINLESS BETTS TTMA FLANGE X FLANGE
SV906SSM	6" STAINLESS TTMA FLANGE X FLANGE
SV914SSM	4" STAINLESS VALVE TTMA X MALE NPT
SV964MSM	4" CARBON VALVE ANSI FLANGE X NPT

BALL VALVES

Model #	Description
MMA156	3" Ball Valve
MMA140	2" Lever Valve
MMA144	3" Lever Valve
MMA142	4" Lever Valve
MMA145	6" Lever Valve
MMA142-10	3" – 6" Lever Valve Handle
40576JD	1" Ball Valve, 5,000 PSI
40575JD	1/2" Ball Valve, 5,800 PSI

NVE PNEUMATIC-SPRING CLOSE VALVE

Model #	Description
190-0004SEAL	4" Single Gate Valve Seal Kit
190-0006SEAL	6" Single Gate Valve Seal Kit
190-000-4	4" Single Gate Valve Repair Kit
190-000-6	6" Single Gate Valve Repair Kit
180-4C1	4" Pneumatic Valve- Carbon
180-6C1	6" Pneumatic Valve- Carbon
180-4S1	4" Pneumatic Valve- Stainless
180-6S1	6" Pneumatic Valve- Stainless

Flange bolt pattern per TTMA recommendations and grooved outlets per MIL-C-1038B.

Size	Description	Assembly No.	Flange Dims.				Dimensions					Wt.	
			OD	BC	Holes	Thick.	A	B	C	D	E		
3" (76 mm)	TTMA Flange x TTMA Flange	SV903***	6.13" (156 mm)	4.88" (124 mm)	8 - .44" (8 - 11 mm)	.135" (3.5 mm)	9.63" (244 mm)	CLOSE 12.06" (306 mm)	4.50" (114 mm)	N/A	N/A	11.4 lbs. (5.2 kg)	
	3" Threaded Pipe x TTMA Flange	SV913***				.135" (3.5 mm)			N/A	3.19" (81 mm)	2.25" (57 mm)	10.9 lbs. (4.9 kg)	
	ANSI Flange x ANSI Flange	SV953***	7.25" (184 mm)	6.00" (152 mm)	4 - .75" (4 - 19 mm)	.50" (13 mm)			OPEN 19.63" (496 mm)	5.12" (130 mm)	N/A	N/A	19.0 lbs. (8.6 kg)
	3" Threaded Pipe x ANSI Flange	SV963***				.50" (13 mm)				N/A	3.19" (81 mm)	2.56" (85 mm)	15.0 lbs. (6.8 kg)
4" (102 mm)	TTMA Flange x TTMA Flange	SV904***	7.13" (161 mm)	5.88" (149 mm)	4 - .75" (4 - 19 mm)	.135" (3.5 mm)	9.63" (244 mm)	CLOSE 13.00" (330 mm)		5.26" (134 mm)	N/A	N/A	14.9 lbs. (6.8 kg)
	4" Threaded Pipe x TTMA Flange	SV914***				.135" (3.5 mm)				N/A	3.31" (84 mm)	2.63" (67 mm)	14.1 lbs. (6.4 kg)
	ANSI Flange x ANSI Flange	SV954***	9.00" (229 mm)	7.50" (191 mm)	8 - .75" (8 - 19 mm)	.50" (13 mm)			OPEN 24.44" (621 mm)	7.00" (178 mm)	N/A	N/A	24.5 lbs. (11.1 kg)
	4" Threaded Pipe x ANSI Flange	SV964***				.50" (13 mm)				N/A	3.31" (84 mm)	3.50" (89 mm)	20.0 lbs. (9.1 kg)
6" (152 mm)	TTMA Flange x TTMA Flange	SV906***	9.38" (238 mm)	8.13" (206 mm)	11 - .44" (12 - 11 mm)	.135" (3.5 mm)	11.69" (297 mm)	CLOSE 16.69" (424 mm)		8.06" (205 mm)	N/A	N/A	32.5 lbs. (14.7 kg)
	6" Threaded Pipe x TTMA Flange	SV916***				.135" (3.5 mm)				N/A	5.13" (130 mm)	4.03" (102 mm)	30.0 lbs. (13.6 kg)
	ANSI Flange x ANSI Flange	SV956***	11.00" (279 mm)	9.50" (241 mm)	8 - .88" (8 - 22 mm)	.50" (13 mm)			OPEN 31.56" (802 mm)	8.0" (203 mm)	N/A	N/A	46.0 lbs. (20.9 kg)
	6" Threaded Pipe x ANSI Flange	SV966***				.50" (13 mm)				N/A	5.07" (129 mm)	4.00" (102 mm)	40.0 lbs. (18.1 kg)

**MAWP certified for new valves only. Seat/disc damage or wear may reduce sealable MAWP.

*** Last three letters of part number designates material of construction as show below:

"MSM" = Steel Body with 316 Stainless Stem & Gates "SSM" = 316 Stainless Body. Stem & Gates

teamjdc.com



800-336-4369