



YOUR INFRASTRUCTURE PARTNER FOR OVER 50 YEARS

2025 Parts & Tools Solutions

Over 300,000 industrial OEM and aftermarket parts, tools, and accessories. In-stock and ready to ship.



AIRSPADE

VIVAX METROTECH

SMART HOSE

FEDERAL SIGNAL

H

DICAR

VYPER

JM

TENSION

RETOOL

MS

PLASTIC COMPANIES

LIFT

STANLEY Infrastructure

SOUTH END TOOL

samson

HYDRA-FLEX

SALSA

Rapid View

PIRANHA HOSE PRODUCTS

enz

teamjdc.com

800-336-4369



LOCATIONS

Michigan HQ

Northville, 248.349.0904

California

Antioch, 925.777.0944

California

Corona, 925.777.0944

Florida

Orlando, 407.438.3380

Illinois

Joliet, 815.727.1000

Indiana

Whitestown, 317.768.2600

Louisiana

Gonzales, 225.647.3010

Louisiana

Sulphur, 337.582.4033

Massachusetts

Westfield, 413.642.4000

New Jersey

Wharton, 973.659.0061

New York

Bay Shore, 631.231.0206

Ohio

Cincinnati, 513.250.3080

Ohio

Twinsburg, 330.963.7766

South Carolina

Greenville, 864.315.2900

Texas

La Porte, 281.842.8700

Ontario, CA

Bolton, 905.857.7474

CONTENTS

| | |
|---------------|---------------------------|
| 4 - 25 | Sewer cleaning |
| 26 - 32 | Vacuum excavation |
| 33 - 36 | Industrial vacuum |
| 38 - 39 | Inspection cameras |
| 40 - 47 | Inspection accessories |
| 48 - 49 | Safety equipment |
| 50 - 53 | Confined space equipment |
| 54 - 57 | Utility Equipment |
| 58 | Sweeper replacement parts |
| 59 | Valves |

Pipe Sizes

General Cleaning

Grease

Roots

Storm

Mineral Deposits
that outline the
inside of the pipe

Protruding
Laterals

Hard Mineral
that has built up
from the bottom

Blockages

Don't Blow
The Commode
specifically to prevent
blowing toilets

8" Pipe



Standard



KBR Rotator



Hydraulic Root Cutter



Grenade



Scraper



Hydraulic Root Cutter



Milling



Chisel



KBR Rotator Bulldog

10" Pipe



Standard



KBR Rotator



Hydraulic Root Cutter



Grenade



Scraper



Hydraulic Root Cutter



Milling



Chisel



KBR Rotator Bulldog

12" Pipe



Standard Grenade



KBR Rotator



Scraper



Grenade



Scraper



Hydraulic Root Cutter



Milling



Chisel



KBR Rotator Bulldog

15" Pipe



Standard Grenade



KBR Rotator Bulldog Warthog



Scraper




Grenade



Scraper



Scraper



Milling



Chisel



Bulldog

18" Pipe



Standard Grenade



KBR Rotator Bulldog Warthog



Scraper



Bulldozer



Scraper



Scraper



Milling



Chisel



Bulldog

21" Pipe



Standard Grenade



KBR Rotator Bulldog Warthog



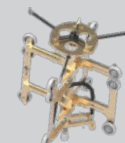
Scraper



Bulldozer



Scraper



Scraper



Milling



Chisel



Bulldog

24" Pipe



Standard Grenade



KBR Rotator Bulldog Warthog



Scraper



Bulldozer



Scraper



Scraper



Milling



Chisel



Bulldog










GENERAL CLEANING NOZZLES



| PRODUCT NAME | MODEL # | CONNECTING THREAD | PIPE RANGE | MIN. GPM | MAX. PRESSURE | SPRAY ANGLE |
|------------------------|---------|-------------------|-------------------------|-------------------|---------------|-------------|
| enz 1/2" Grenade Bombs | #40050 | 1/2 in. | 2 1/2 - 6 in. | 8 GPM @ 1450 PSI | 5,075 PSI | 10° and 30° |
| enz 3/4" Grenade Bombs | #40075 | 3/4 in. | 3 - 8 in. | 26 GPM @ 1450 PSI | 5,075 PSI | 10° and 30° |
| enz 1" Grenade Bombs | #40100A | 1 in. | 6 - 12 in. or 6 -16 in. | 40 GPM @ 1450 PSI | 3,625 PSI | 10° and 30° |



| PRODUCT NAME | MODEL # | CONNECTING THREAD | PIPE RANGE | MIN. GPM | MAX. PRESSURE | SPRAY ANGLE |
|------------------------------------|---------|-------------------|--------------|-------------------|---------------|-------------|
| enz 1/2" Standard Cleaning Nozzles | #30050 | 1/2 in. | 2 - 8 in. | 8 GPM @ 1450 PSI | 5,075 PSI | 30° |
| enz 3/4" Standard Cleaning Nozzles | #30075 | 3/4 in. | 2.8 - 10 in. | 13 GPM @ 1450 PSI | 5,075 PSI | 30° |
| enz 1" Standard Cleaning Nozzles | #30100 | 1 in. | 6 - 14in. | 32 GPM @ 1450 PSI | 3,625 PSI | 30° |

| PRODUCT NAME | MODEL # | CONNECTING THREAD | GPM | DESCRIPTION |
|--|-----------|-------------------|-----|---------------------------------------|
|  JDC 1" Nozzles | #3253-B | 1 in. | 80 | 15° Standard Cleaning Nozzle |
|  JDC 1" Nozzles | #3306-B | 1 in. | 80 | 30° Standard Cleaning Nozzle w/ FWJ |
|  JDC 1" Nozzles | #3256-B | 1 in. | 80 | 15° Standard Cleaning Nozzle w/ FWJ |
|  JDC 1" Nozzles | #3303-B | 1 in. | 80 | 30° Standard cleaning nozzle — no FWJ |
|  JDC 1" Nozzles | #58929AJD | 1 in. | 60 | General Purpose Nozzle |
|  JDC 1" Nozzles | #58929BJD | 1 in. | 80 | General Purpose Nozzle |
|  JDC 1" Nozzles | #58929CJD | 1 in. | 100 | General Purpose Nozzle |
|  JDC 1" Nozzles | #40585BJD | 1 in. | 80 | Sand nozzle |
|  JDC 1" Nozzles | #3103-B | 1 in. | 80 | 15° Penetrator nozzle |

ROTATING NOZZLES



| PRODUCT NAME | MODEL # | CONNECTING THREAD | PIPE RANGE | ROTATING NOZZLES | FRONT JET | SPRAY ANGLE |
|---|----------|-------------------|------------|------------------|-----------|-------------|
| enz KBR 1/2" Rotating Combination Nozzles | #04050A | 1/2 in. | 4 - 8 in. | * | Optional | 45° in rear |
| enz KBR 3/4" Rotating Combination Nozzles | #04050BS | 3/4 in. | 4 - 8 in. | * | Optional | 45° in rear |
| enz KBR 1" Rotating Combination Nozzles | #04060 | 1 in. | 4 - 12 in. | * | Optional | 45° in rear |



| PRODUCT NAME | MODEL # | CONNECTING THREAD | PIPE RANGE | ROTATING NOZZLES | FRONT JET | SPRAY ANGLE |
|-------------------------------|---------|-------------------|------------|------------------|-----------|-------------|
| enz RGS 1/2" Rotating Nozzle | #01050A | 1/2 in. | 4 - 8 in. | 4 x M6 | Optional | 90° |
| enz RGS 3/4" Rotating Nozzles | #01050B | 3/4 in. | 4 - 8 in. | 4 x M6 | Optional | 90° |
| enz RGS 1" Rotating Nozzles | #01060 | 1 in. | 4 - 12 in. | 4 x M8 | Optional | 90° |
| enz RGS 1" Rotating Nozzles | #01100A | 1 in. | 4 - 12 in. | 4 x M10 | Optional | 90° |









| PRODUCT NAME | MODEL # | CONNECTING THREAD | PIPE RANGE | ROTATING NOZZLES | FRONT JET | SPRAY ANGLE |
|--|----------|-------------------|------------|------------------|-----------|----------------------------|
| enz KBRV 1/2" Rotating Combination Nozzles | #04040AV | 1/2 in. | 3 - 6 in. | * | * | 90° and 45° Forward Facing |
| enz KBRV 3/4" Rotating Combination Nozzles | #04050BV | 3/4 in. | 3 - 6 in. | * | * | 90° and 45° Forward Facing |
| enz KBRV 1/2" Rotating Combination Nozzles | #04050AV | 1/2 in. | 4 - 12 in. | * | * | 90° and 45° Forward Facing |
| enz KBRV 1" Rotating Combination Nozzles | #04060V | 1 in. | 8 - 24 in. | * | * | 90° and 45° Forward Facing |



| PRODUCT NAME | MODEL # | CONNECTING THREAD | PIPE RANGE | ROTATING NOZZLES | FRONT JET | SPRAY ANGLE |
|---|---------|-------------------|---------------|------------------|-----------|--------------|
| enz HRV 1/2" Semi-Radially Rotating Nozzles | #03040 | 1/2 in. | 2 1/2 - 6 in. | * | Optional | 45° in Front |
| enz HRV 3/4" Semi-Radially Rotating Nozzles | #03050B | 3/4 in. | 4 - 8 in. | * | Optional | 45° in Front |
| enz HRV 1" Semi-Radially Rotating Nozzles | #03060 | 1 in. | 4 - 12 in. | * | Optional | 45° in Front |
| enz HRV 1" Semi-Radially Rotating Nozzles | #03100A | 1 in. | 8 - 24 in. | * | Optional | 45° in Front |

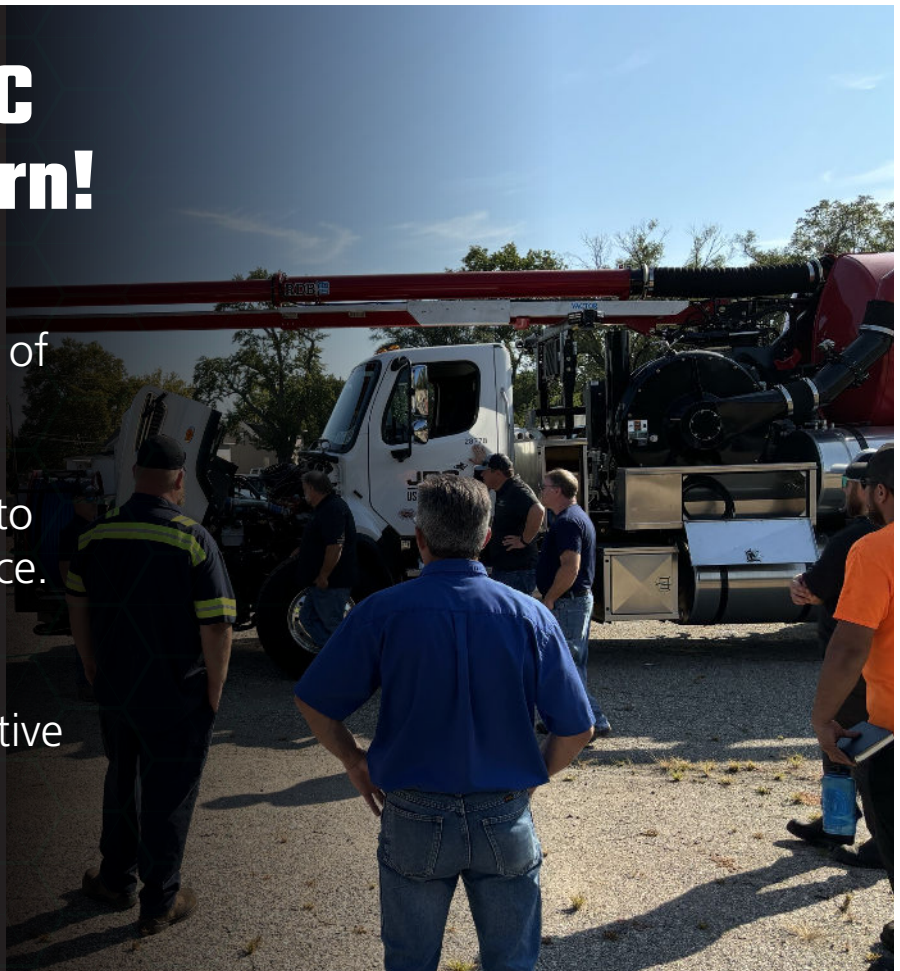
ROTATING NOZZLES

| | PRODUCT NAME | MODEL # | CONNECTING THREAD | PIPE RANGE | GPM Flows | Rotating Nozzles: | Pulling Force |
|---|---------------------|---------------|-------------------|------------|-------------------------------|-------------------|---------------|
|  | Warthog 3/8" Nozzle | #WT-3/8-C | 3/8 in. | 3 - 6 in. | 5 - 12 GPM (20-45 l/min) | 3 x 1/8 NPT | 5 - 20 lbs. |
|  | Warthog 1/2" Nozzle | #WS-1/2 | 1/2 in. | 4 - 8 in. | 8 - 20 GPM | 3 x 1/8 NPT | 9 - 27 lbs. |
|  | Warthog 1/2" Nozzle | #WH-1/2 | 1/2 in. | 6 - 18 in. | 10 - 45 GPM (40-170 l/min) | 3 x 1/8 NPT | 18 - 50 lbs. |
|  | Warthog 3/4" Nozzle | #WH-3/4 | 3/4 in. | 6 - 18 in. | 10 - 45 GPM (40-170 l/min) | 3 x 1/8 NPT | 18 - 50 lbs. |
|  | Warthog 1" Nozzle | #WHR-SWITCHER | 1 in. | 6 - 18 in. | 20 - 45 GPM | 5 x 1/8 NPT | 30 - 90 lbs. |
|  | Warthog 1" Nozzle | #WG-1 | 1 in. | 8 - 36 in. | 50 - 80 GPM | 5 x 1/8 NPT | 70 - 100 lbs. |

Schedule a JDC Lunch and Learn!

Let us provide your team with a high level overview of the equipment that they'll use every day from our pro's with the know-how to maximize their performance.

Reach out to your Regional Sales Representative to schedule one today.




CONTROLLED ROTATION NOZZLE



| PRODUCT NAME | MODEL # | CONNECTING THREAD | PIPE RANGE | FRONT JET |
|-----------------------------------|-----------|-------------------|------------|-----------|
| enz 1/2" Bulldog Rotating Nozzles | #401037 | 1/2 in. | 2 - 8 in. | Optional |
| enz 3/4" Bulldog Rotating Nozzles | #400060A | 3/4 in. | 4 - 12 in. | 1 x M8 |
| enz 1" Bulldog Rotating Nozzles | #400060BS | 1 in. | 4 - 12 in. | 1 x M8 |

Designed for operating with both recycled and fresh water, the enz Bulldog Recycling Rotating Nozzle allows for the use of multiple types of recycled water for your specific applications. With an intergrated oil-free breaking system, the nozzle runs a low wear-and-tear operation with controlled numbers of rotation.

MINERAL & HARD DEPOSITS



Percussion Milling Cutters are specifically designed to remove stubborn deposits like concrete, injection cement, as well as calcareous and mineral deposits. They are equipped with tungsten carbide and or diamond tipped teeth. They work with a percussion system of 600 - 3000 impulses per minute and up to 12 tons of impact force.

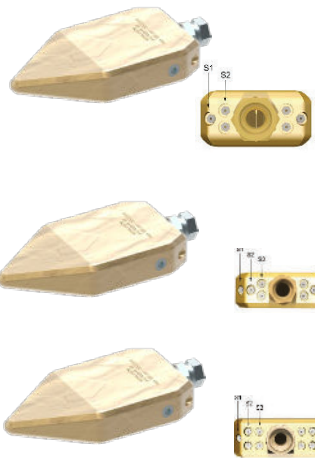
| PRODUCT NAME | MODEL # | CONNECTING THREAD | PIPE RANGE | MIN. GPM | MAX. PRESSURE | ADDITIONAL DETAILS |
|---------------------------------------|---------|-------------------|------------|--------------------|---------------|--|
| enz Percussion 1" Milling Head Cutter | #14150 | 1 in. | 6 in. | 40 GPM @ 1,450 PSI | 2,175 PSI | * |
| enz Percussion 1" Milling Head Cutter | #14200* | 1 or 1 1/4 in. | 8 in. | 52 GPM @ 1,450 PSI | 2,175 PSI | *14200 Body can be converted by using different heads to: 14225 - 9" 14250 - 10" |
| enz Percussion 1" Milling Head Cutter | #14300* | 1 or 1 1/4 in. | 12 in. | 66 GPM @ 1,450 PSI | 2,175 PS | *14300 Body can be converted to the following by using different heads: 14350 - 14" 14400 - 16" *14300 Body can be converted to the following by using different heads and adapter plates: 14450 - 18" 14500 - 20" 14600 - 24" |

CULVERT CLEANING TOOLS



The scraper is used where particularly high flushing capacity and a correspondingly good flushing effect are required. Depending on the design, the tool is suitable for culvert diameters between 200 and 2,500 mm. During this process, the scraper does not float. It thus ensures excellent basic cleaning even in culverts that have a lot of water passing through them.

| PRODUCT NAME | MODEL # | CONNECTING THREAD | PIPE RANGE | TRUST JET | FRONT JET | RECYCLING | FORWARD JET |
|----------------------|---------|-------------------|-------------|-----------------------|-----------|-----------|-------------|
| enz 3/4" Bulldozer | #50075G | 3/4 in. | 8 - 40 in. | 4 x M10. 2x FanJetM10 | Optional | Yes | Optional |
| enz 1" Bulldozer | #50100G | 1 in. | 12 -60 in. | 6 x M10. 2x FanJetM10 | Optional | Yes | * |
| enz 1 1/4" Bulldozer | #50125G | 1 1/4 in. | 16 -100 in. | 6 x M10. 2x FanJetM10 | Optional | Yes | * |



The enz Flounder is especially suited to clean flat pipes and culverts. The flat design combined with the rounded corners and edges provides the tool with ideal gliding properties.

| PRODUCT NAME | MODEL # | CONNECTING THREAD | PIPE RANGE | BACK JET ANGLE |
|---------------------|---------|-------------------|-------------|-------------------------------|
| enz 3/4" Flounder | #70075 | 3/4 in. | 8 - 16 in. | S1: 10° S2: 0° |
| enz 1" Flounde | #70100 | 1 in. | 12 - 24 in. | S1: 15° S2: 7.5° S3: 0° |
| enz 1 1/4" Flounder | #70125 | 1 1/4 in. | 16 - 31 in. | S1: 15° S2: 7.5° S3: 0° |



SERVICE SOLUTION




This video breaks down different spray angles of sewer cleaning nozzles, as well as their overall purpose and specific applications.

Check out this video about different nozzle types

1. Open the camera app
2. Gently tapping the QR code to focus the camera
3. Follow the instructions on the screen

PENETRATING NOZZLES



| PRODUCT NAME | MODEL # | CONNECTING THREAD | PIPE RANGE | MIN. GPM | MAX. PRESSURE | BACK JET ANGLE | FRONT JET ANGLE |
|--|---------|-------------------|----------------|-------------------|---------------|----------------|-----------------|
| enz Chisel 1/2" Point Nozzles | #60050 | 1/2 in. | 1 1/2 - 6 in. | 14 GPM @ 1450 PSI | 5,075 PSI | 25° | 15° |
| enz Chisel 3/4" Point Nozzles | #60075 | 3/4 in. | 2 1/2 - 10 in. | 26 GPM @ 1450 PSI | 3,625 PSI | 25° | 15° |
| enz Chisel 1" Point Nozzles | #60100 | 1 in. | 4 - 12 in. | 40 GPM @ 1450 PSI | 3,625 PSI | 25° | 15° |
| enz Chisel 1" Point Nozzles | #60100L | 1 in. | 6 - 16 in. | 53 GPM @ 1450 PSI | 3,625 PSI | 25° | 15° |
| enz 1" Rotodril Nozzle with Rotating Front Jet | #36100 | 1 in. | 6 - 10 in. | 30 GPM @ 1450 PSI | 3,625 PSI | 30° | 7° |

DON'T BLOW THE COMMODE



enz Bulldog 1" Antiblaster Nozzle

#600100A
 Connecting Thread: 1 in.
 Pipe Range: 10 -24 in.
 Min. GPM: 53 GPM @ 1160 PSI
 Max Pressure: 1,160 PSI*
 Front Jet: Optional
 Water Recycling: Yes



enz Bulldog 1" Antiblaster Nozzle

#600080
 Connecting Thread: 1 in.
 Pipe Range: 6 -16 in.
 Min. GPM: 47 GPM @ 1160 PSI
 Max Pressure: 1,160 PSI*
 Front Jet: 1 x M10
 Water Recycling: Yes

Cleaning sewer lines when near home installations brings the risk of pressure equalization through toilets and traps. This comes from negative pressure arising ahead of the nozzle or excess pressure following the nozzle if the installation is not correct or venting is not working properly. It's a very unpleasant surprise when this effect unintentionally turns a toilet into a shower! For this reason, enz collaborated with a prestigious technical institute to develop and test the Bulldog Antiblaster. The Bulldog Antiblaster prevents this unpleasant side effect and guarantees cleaning in all directions, right down to the pores.

Advantages

- No pressure equalisation through stench traps or toilets
- Excellent streak-free, all-around cleaning
- Low maintenance, and compatible with recycled water
- Proven design
- Very simple to match to pump capacity
- Scientifically examined and tested



Avoid Blowing Up Or Burping Toilets

1. Open the camera app
2. Focus the camera on the QR code by gently tapping the code
3. Follow the instructions on the screen to complete the action

PENETRATING NOZZLES



| SIZE | MODEL # | GPM | PSI |
|-------------|---------------|--------|-----------|
| Reaper 3/8" | #1003031-060 | 6 GPM | 4,000 PSI |
| Reaper 3/8" | #1003031-090 | 9 GPM | 4,000 PSI |
| Reaper 3/8" | #1003031-120 | 12 GPM | 4,000 PSI |
| Reaper 1/2" | #1003032-120 | 12 GPM | 4,000 PSI |
| Reaper 1/2" | #1003032-150 | 15 GPM | 4,000 PSI |
| Reaper 1/2" | #1003032-180 | 18 GPM | 4,000 PSI |
| Reaper 1/2" | #10030032-240 | 24 GPM | 4,000 PSI |
| Reaper 1" | #1003155-400 | 38 GPM | 3,000 PSI |
| Reaper 1" | #1003155-600 | 55 GPM | 3,000 PSI |
| Reaper 1" | #1003155-800 | 70 GPM | 3,000 PSI |



Make sewer cleaning easy with us.

Reach out about available rentals now.

PRODUCT SPOTLIGHT




The Revolution by Reaper is an all-in-one sewer jetting tool that builds on the cutting power of the Reaper, with the same front rotating stream and rear jets to clear the toughest blockages

Revolution by Reaper

- 1003417-400 36 GPM @ 2,500 PSI
- 1003417-600 52 GPM @ 2,500 PSI
- 1003417-600 71 GPM @ 2,500 PSI

Features

- Centralizer ensures nozzle stays centered in pipe
- Optimized stream quality results in greater impingement
- Blockage, root, and FOG removal
- Heavy-duty construction – stainless steel housing and carbide wear surfaces
- Repairable – Front Rotor, Side Jets, Rear Jets, and Overhaul Kits all available



SEE IT IN ACTION!



eBomb 150
#40150iB

- 1 in. connection
- 6 - 16 in. pipe
- 40 GPM @ 1,500 PSI



eBulldog Rotating Nozzle
#402200iB

- 1 in. connection
- 8 – 23 in. pipe
- 53 GPM @ 2,500 PSI



eBomb 250
#40250iB

- 1in. connection
- 10 – 16 in. pipe
- 40 GPM @ 1,500 PSI

BENEFITS

- **Productivity:** Two in one inspection and cleaning capabilities
- **Efficiency:** Reduces need to utilize dedicated inspection equipment
- **Affordability:** Entry level mainline inspection
- **Output:** Increase inspection footage
- **Safety:** On demand pipeline assessments

ADVANTAGES

- **Reliability:** Maintenance free, self-contained camera
- **Data Management:** Easy to use documentation and sharing capabilities
- **Capabilities:** Multiple size, configurations, and performance options available
- **Usefulness:** Easy to train and easy to use.
- **Support:** Backed by industry leaders in sewer cleaning and inspection products

MODERN SOLUTIONS

- Operates with iOS (iOS 12.2 or newer) and Android (Android 5.0 or newer with Google Chrome v84)
- Integrated Data Management
- User-Friendly enz App
- Data Management with enz cloud

HYDRAULIC ROOT CUTTING KITS

Root Cutter Kits are great for sewer cleaning operators in need of a dedicated tool set for addressing common tree root clogs. These two popular kits are the perfect upgrades for municipalities and contractors looking for a new tool package to help tackle a wide range of root cleaning applications.



High Torque Motor Root Cutter Kit 4"-15"

#SRRK-1-4-15W

Connecting Thread: 1 in.
 Pipe Range: 4 -15 in.
 Saw Sizes: 4, 6, 8, 10, 12 & 15 in.
 Skid Sizes: Adjustable w/Rollers
 8 -10 in. & 12 -15 in.

Accessories: Toolbox, Turn
 Tool Saw Hub & Bolt Kit

Root cutter Kit 6"-12"

#SHYK-1

Connecting Thread: 1 in.
 Pipe Range: 6 - 12 in.
 Saw Sizes: 6, 8, 10, & 12 in.
 Skid Sizes: Fixed EZ Skids
 6, 8, 10 & 12 in.

Accessories: Toolbox, Turn
 Tool Saw Hub & Bolt Kit



Standard Duty Flat Saws

| Model # | Diameter |
|----------|----------|
| #FRS-3B | 3 in. |
| #FRS-4B | 4 in. |
| #FRS-6B | 6 in. |
| #FRS-8B | 8 in. |
| #FRS-10B | 10 in. |
| #FRS-12B | 12 in. |
| #FRS-15B | 15 in. |

Standard Duty Concave Saws

| Model # | Diameter |
|----------|----------|
| #CRS-3B | 3 in. |
| #CRS-4B | 4 in. |
| #CRS-5B | 5 in. |
| #CRS-6B | 6 in. |
| #CRS-8B | 8 in. |
| #CRS-10B | 10 in. |
| #CRS-12B | 12 in. |
| #CRS-15B | 15 in. |


Carbide Saws

| Model # | Diameter |
|----------|----------|
| #SCFS-6 | 6 in. |
| #SCFS-8 | 8 in. |
| #SCFS-10 | 10 in. |
| #SCFS-12 | 12 in. |
| #SCFS-15 | 15 in. |

Tap cutters

| Model # | Diameter |
|---------|----------|
| #DTC-6 | 6 in. |
| #DTC-8 | 8 in. |
| #DTC-10 | 10 in. |
| #DTC-12 | 12 in. |
| #DTC-15 | 15 in. |

CHAIN SCRAPERS



Chain Flail

#10060BTR-US-SET

Connecting Thread: 3/4 in.
Pipe Range: 2, 3, 4, 5, 6, 8 in.

#10060-A3/8R-US

Also available in CTR 3/4 in.




Rotating Chain Bulldozer

#10200R

Connecting Thread: 1 in.
Pipe Range: 8 - 16 in.
Weight: 77.78 lbs.
Chain cutter with cycle chain

*Also available with link chain.



Rotating Chain Bulldozer

#10150RL

Connecting Thread: 1 in.
Pipe Range: 6 - 10 in.

| Model # | Description |
|--------------|---|
| 0010028G | Bulk Roller Chain - Per Yard |
| 0010028050G | Set Length Roller Chain for 2in Pipe |
| 0010028075G | Set Length Roller Chain for 3in Pipe |
| 0010028100G | Set Length Roller Chain for 4in Pipe |
| 0010028150G | Set Length Roller Chain for 4in Pipe (8 pins) |
| 0010028050K | Set Length Link Chain for 2in Pipe |
| 0010028075K | Set Length Link Chain for 3in Pipe |
| 0010028100K | Set Length Link Chain for 4in Pipe |
| 0010028150K | Set Length Link Chain for 4in Pipe (9 Lengths) |
| 11 | Bulk Link Chain - per yard |
| 1107 | Set Length Link Chain for 3in Pipe (7 Lengths) |
| 1109 | Set Length Link Chain for 4in Pipe (9 Lengths) |
| 1111 | Set Length Link Chain for 6in Pipe (11 Lengths) |
| 1113 | Set Length Link Chain for 8in Pipe (13 Lengths) |
| 11G | Bulk Roller Chain - per yard |
| 0010060060G | Set Length Roller Chain for 2.25in Pipe with plate (5 Pins) |
| 0010060075G | Set Length Roller Chain for 3in Pipe with plate (5 Pins) |
| 0010060100G | Set Length Roller Chain for 4in Pipe with plate (5 Pins) |
| 0010060125G | Set Length Roller Chain for 5in Pipe with plate (6 Pins) |
| 0010060150G | Set Length Roller Chain for 6in Pipe with plate (6 Pins) |
| 0010060200G | Set Length Roller Chain for 8in Pipe with plate (6 Pins) |
| 0010040K | Bulk Link Chain - per yard |
| 0010040075K | Set Length Link Chain for 3in Pipe (3 Lengths) |
| 0010040100K | Set Length Link Chain for 4in Pipe (5 Lengths) |
| 0010040125K | Set Length Link Chain for 5in Pipe (6 Lengths) |
| 0010040150K | Set Length Link Chain for 6in Pipe (6 Lengths) |
| 0010040200K | Set Length Link Chain for 8in Pipe (8 Lengths) |
| 11 | Bulk Link Chain - per yard |
| 0010125100K | Set Length Link Chain for 4in Pipe (5 Lengths) |
| 0010125125K | Set Length Link Chain for 5in Pipe (7 Lengths) |
| 0010125150K | Set Length Link Chain for 6in Pipe (9 Lengths) |
| 0010125200K | Set Length Link Chain for 8in Pipe (13 Lengths) |
| 0010125225K | Set Length Link Chain for 9in Pipe (13 Lengths) |
| 0010125250K | Set Length Link Chain for 10in Pipe (15 Lengths) |
| 0010125300K | Set Length Link Chain for 12in Pipe (17 Lengths) |
| 0010125G | Bulk Roller Chain - per yard |
| 0010125100G | Set Length Roller Chain for 4in Pipe with plate |
| 0010125125G | Set Length Roller Chain for 5in Pipe with plate |
| 0010125150G | Set Length Roller Chain for 6in Pipe with plate |
| 0010125200G | Set Length Roller Chain for 8in Pipe with plate |
| 0010125225G | Set Length Roller Chain for 9in Pipe with plate |
| 0010125250G | Set Length Roller Chain for 10in Pipe with plate |
| 0010125300G | Set Length Roller Chain for 12in Pipe with plate |
| 0010125150SE | Cable Flail set 6in |
| 0010125200SE | Cable Flail set 8in |
| 0010125225SE | Cable Flail set 9in |
| 0010125250SE | Cable Flail set 10in |
| 0010125300SE | Cable Flail set 12in |
| 0010150G | Bulk Roller Chain - per yard |
| 0010150150G | Set Length Roller Chain for 6in Pipe with plate |
| 0010150200G | Set Length Roller Chain for 8in Pipe with plate |
| 0010150250G | Set Length Roller Chain for 10in Pipe with plate |
| 11B | Bulk Link Chain - per yard |
| 0010150150K | Set Length Link Chain for 6in Pipe |
| 0010150200K | Set Length Link Chain for 8in Pipe |
| 0010150250K | Set Length Link Chain for 10in Pipe |

CHAIN SCRAPERS

| Model # | Description |
|-------------|--|
| 0010125G | Bulk Roller Chain - per yard |
| 0010125150G | Set Length Roller Chain for 6in Pipe with plate |
| 0010125200G | Set Length Roller Chain for 8in Pipe with plate |
| 0010125250G | Set Length Roller Chain for 10in Pipe with plate |
| 11B | Bulk Link Chain - per yard |
| 0010125150K | Set Length Link Chain for 6in Pipe |
| 0010125200K | Set Length Link Chain for 8in Pipe |
| 0010125250K | Set Length Link Chain for 10in Pipe |
| 12 | Bulk Link Chain - per yard |
| 1203 | Set Length Link Chain for 8in Pipe |
| 1207 | Set Length Link Chain for 10in Pipe |
| 1209 | Set Length Link Chain for 12in Pipe |
| 1211 | Set Length Link Chain for 14in Pipe |
| 1213 | Set Length Link Chain for 16in Pipe |
| 1203P | Set Length Link Chain for 8in Pipe with chain plate |
| 1207P | Set Length Link Chain for 10in Pipe with chain plate |
| 1209P | Set Length Link Chain for 12in Pipe with chain plate |
| 1211P | Set Length Link Chain for 14in Pipe with chain plate |
| 1213P | Set Length Link Chain for 16in Pipewith chain plate |
| 12G | Bulk Roller Chain - per yard |
| 12200G | Set Length Roller Chain for 8in Pipe with chain plate |
| 12250G | Set Length Roller Chain for 10in Pipe with chain plate |
| 12300G | Set Length Roller Chain for 12in Pipe with chain plate |
| 12350G | Set Length Roller Chain for 14in Pipe with chain plate |
| 12401G | Set Length Roller Chain for 16in Pipewith chain plate |
| 12200S | Set Wire Rope Loop 8in |
| 12250S | Set Wire Rope Loop 10in |
| 12300S | Set Wire Rope Loop 12in |
| 12350S | Set Wire Rope Loop 14in |
| 12400S | Set Wire Rope Loop 16in |
| 12200SE | Set Cable Flail 8in |
| 12250SE | Set Cable Flail 10in |
| 12300SE | Set Cable Flail 12in |
| 12350SE | Set Cable Flail 14in |
| 12400SE | Set Cable Flail 16in |
| 1215 | Set Length Link Chain for 24in Pipe |
| 1217 | Set Length Link Chain for 26in Pipe |
| 1219 | Set Length Link Chain for 28in Pipe |
| 1221 | Set Length Link Chain for 30in Pipe |
| 1223 | Set Length Link Chain for 32in Pipe |
| 12G | Bulk Roller Chain - per yard |
| 12402G | Set Length Roller Chain for 16in Pipe |
| 12450G | Set Length Roller Chain for 18in Pipe |
| 12500G | Set Length Roller Chain for 20in Pipe |
| 12600G | Set Length Roller Chain for 24in Pipe |
| 12700G | Set Length Roller Chain for 28in Pipe |
| 12800G | Set Length Roller Chain for 32in Pipe |
| 12400ZG | Set Length Link Chain for 16in through 32" Pipe |
| 12250S | Set Wire Rope Loop 16in |
| 12300S | Set Wire Rope Loop 18in |
| 12350S | Set Wire Rope Loop 20in |
| 12400S | Set Wire Rope Loop 22in |
| 12600S | Set Wire Rope Loop 24in |
| 12700S | Set Wire Rope Loop 28in |
| 12250SE | Set Cable Flail 16in |
| 12300SE | Set Cable Flail 18in |
| 12350SE | Set Cable Flail 20in |
| 12400SE | Set Cable Flail 22in |

**Rotating Chain Bulldozer**

#10400RS

Connecting Thread: 1 in.
 Pipe Range: 16 - 32 in.
 Weight: 104.44 lbs.
 Chain cutter with link chain

**TurboJet Rotating Chain Scraper**

#10125TR-US

Connecting Thread: 1 in.
 Pipe Range: 4, 5, 6, 8, 10 in.

**Center Head with 4 Sets Chain**

#00102004R

Center Head: All Diameters

NOZZLE ACCESSORIES

The following accessories help center nozzles during pipe cleaning operations for optimized cleaning



6" Pipe Skids

#34955JD
1 in. Pipe Connection
6 in. Pipe Diameters & Up



4" Pipe Skids

#31685JD
1 in. Pipe Connection
4 in. Pipe Diameters & Up




enz Rotating Lift Station Nozzle

#403060C
Connecting Thread: 1 in.
Lift Station: 4 - 59 in.
Rotating Nozles: 6 x M8, 90°
Forward Jet: Optional



enz Rotating Lift Station Nozzle

#01100LS
Connecting Thread: 1 in.
Lift Station: 4 - 59 in.
Rotating Nozles: 4 x M10
Forward Jet: Optional



BLUE LAYFLAT HOSE

| Model # | Diameter |
|-----------|-----------|
| #160BL1-5 | 1 1/2 in. |
| #160BL2 | 2 in. |
| #160BL2-5 | 2 1/2 in. |
| #160BL3 | 3 in. |
| #160BL4 | 4 in. |
| #160BL6 | 6 in. |
| #160BL8 | 8 in. |

PRODUCT SPOTLIGHT

Hydra-Flex Marksman

#1003150-150

Superior Design

The Marksman is a static, 0-degree, solid-stream nozzle engineered for superior long-distance cleaning. Constructed of stainless-steel housing, the nozzle is lightweight and durable.

Accuracy & Precision

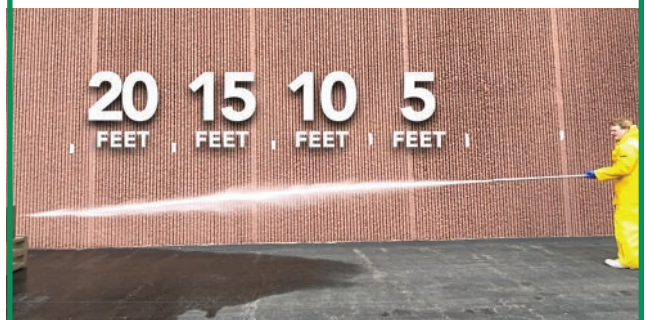
With a controlled flow that provides optimal cleaning impingement over 20 ft., the Marksman is an ideal fit for cleaning corrosive environments like lift stations. The precise stream cleans accumulated solids and grease build-ups, while its accuracy reduces the operator's chances of damaging crucial parts like pumps and electrical components.

Operator Safety

The nozzle requires the use of a 6 ft. minimum lance equipped with a dead man switch, ensuring the operator more control while resulting in less impending harm. Operators will no longer need multiple lances to reach extended distances or wear harnesses to lower themselves into confined spaces. This reduces time and effort on each job.

Reduced Water Consumption

The Marksman offers an up to 20 GPM – low water flow design, reducing each job's water consumption and duration, while still providing superior results and performance.



Boom rebuilds

If you have an older Combination Sewer Cleaner that has sustained heavy and continuous operation your boom arm may be on its last legs. Luckily with a complete Boom Rebuild from JDC you can discover new machine performance!

With this worthwhile rebuild you can lengthen your equipment's life expectancy while increasing performance.



Turn this



into this!

NOTE: Upgrade capability will be confirmed prior to order acceptance. Package pricing confirmed at time of order acceptance.

SEWER HOSE TOOLS & FITTINGS



Swage Machine

#SWAGE-HYDTH

Hose type: For Piranha & Parker hose

DS16TH dies: 2

DP16TH pusher: 1

*Dies and pushers sold seperately

The heart for the PHP110 machine is a 12-ton replaceable hydraulic jack, which is mounted to a 1" thick steel platform base. Two 7/8" diameter truss rods extend from the base and serve as the spine of the PHP110, each offering 69,000 lbs. tensile strength to the machine's movable components.

The PHP110 swage machine comes standard with:

- 1/2" Allen wrench to tighten or loosen die plates
- 1/4" Allen wrench to install wheel kit and knurled handle
- PHP110 swage machine manual
- Hose cutter tool
- Die lubrication oil
- Die lubrication brush

Swage Machine Piranha End (Male)



| Model # | Diameter |
|----------|----------|
| F12NPT12 | 1/2 in. |
| F08NPT8 | 3/4 in. |
| F16NPT16 | 1 in. |

Piranha Mender



| Model # | Diameter |
|---------|----------|
| F12MEND | 1/4 in. |
| F08MEND | 1/2 in. |
| F16MEND | 1 in. |

Swage Machine Piranha End (Female Swivel)



| Model # | Diameter | Length |
|----------|-----------|-----------|
| F16F516 | 1 in. | 1 in. |
| 1F20F520 | 1 1/4 in. | 1 1/4 in. |

Double Female Swivel



| Model # | Diameter | Length |
|------------|-----------|-----------|
| VA40196 | 1 in. | 1 in. |
| 1405-20-20 | 1 1/4 in. | 1 1/4 in. |

Piranha Sewer Hose



| MODEL # | PRESSURE |
|---------|--------------------|
| #SPOR | 2,500 PSI - Orange |
| #HPBU | 3,000 PSI - Blue |
| #LLGR | 4,000 PSI - Green |
| #LLRD | 5,000 PSI - Red |
| #SHBK | 12,000 PSI - Black |
| #LHBK | 16,000 PSI - Black |

| MODEL # | SIZE |
|---------|-----------|
| #MM16 | 1" Hose |
| #MM12 | 3/4" Hose |
| #MM10 | 5/8" Hose |
| #MM8 | 1/2" Hose |
| #MM6 | 3/8" Hose |

Model # System

SPOR-MM 16 X250

Hose Style

Fitting

Hose Size

Stock Lengths:

MM - Male X
Male NPTF

MF - Male X
Female NPT

MS - Male X
Male Swivel NPT

400', 500', 600'

MTO lengths:

Cusotmer lengths upon request

COMBO SEWER CLEANER PARTS



Miscellaneous

| Model # | Description |
|-----------|-----------------------------|
| 500272AJD | Flat Ball Screen Plastic |
| 45113JD | Float Ball, Level Indicator |
| 45047JD | Footage Counter |
| 16585JD | Gasket 8" Rubber |
| 16585AJD | Gasket 8" Rubber w/ Tabs |



Y-Strainers

| Model # | Description |
|---------|----------------------------|
| 41280JD | 3" Y-Strainers screen |
| 41272 | 3" Y-Strainers cage gasket |
| 41271 | 3" Y-Strainers cap |
| 20720JD | Hydrant hose per foot |



8" Diameter Boom Elbows

| Model # | Diameter |
|----------|-------------------------------|
| #27771 | 70° Standard Elbow |
| #27771K | 70° Gum rubber lined elbow |
| #27771H | 70° Reinforced elbow |
| #27771M | 70° Standard HXX elbow |
| #502518C | 70° Elbow carbide lined elbow |



Rodder Pump Intake/Exhaust Check Valves

| Model # | Description |
|---------|------------------|
| 507171 | Check valve - 2" |
| 507349 | Check valve - 3" |
| 29764 | O-ring - 2" |
| 29640 | O-ring - 3" |



Standard Clamps

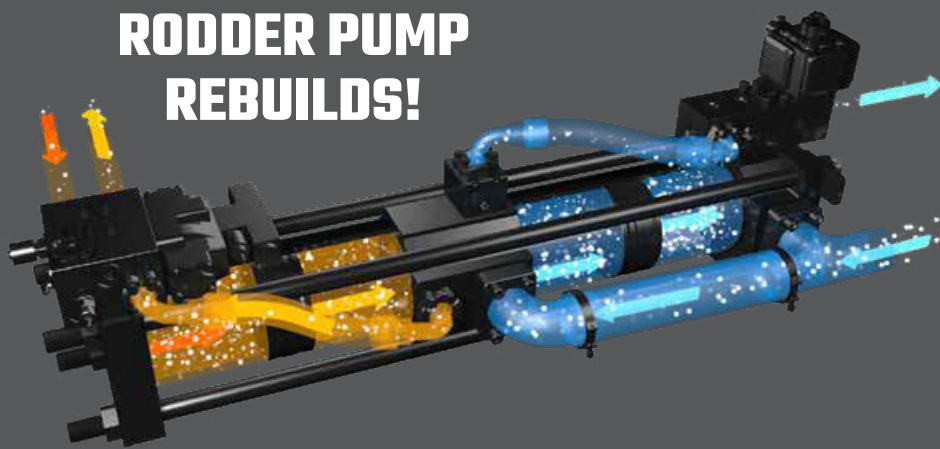
| Model # | Diameter |
|----------|----------------------|
| #42594JD | 8" Double bolt clamp |
| #16584 | 8" Quick clamp |
| #16584F | 8" Wizzy clamp |
| #32087 | 6" Standard clamp |



Hose Reel Repair Parts

| Model # | Description |
|----------|-------------------------------|
| 40052 | 1" Swivel joint, 90° |
| 43947 | 1 1/4" Swivel joint, 90° |
| 16399B | Pillow block bearing |
| 61297DJD | Stop tooth block |
| 45551 | Air cylinder - hose reel lock |
| 61297JD | Classic stop tooth block |
| 45548HJD | Hose reel bearing |

We offer
**RODDER PUMP
REBUILDS!**



We remanufacture Vactor Jet Rodder water pumps at our local branches to be fitted for:

- 2100 Classic Series
- 2100 Plus Series
- 2100i Series

Reach out to a local branch to schedule maintenance.

HOSE AND ACCESSORIES

Leader Hose

A must have for any nozzle cleaning, this durable black leader hose is available in a variety of sizes for all sewer cleaning applications.



| MODEL # | DIAMETER | LENGTH | RATING | END |
|-------------|----------|----------|-----------|---------------|
| #31096BMFJD | 1 in. | 10 ft. | 3,500 PSI | Female Swivel |
| #31096CMFJD | 1 in. | 15 ft. | 3,500 PSI | Female Swivel |
| #31096DMFJD | 1 in. | 25 ft. | 3,500 PSI | Female Swivel |
| #31106HHJD | 3/4 in. | 26.5 ft. | 3,500 PSI | - |
| #31014AGJD | 1/2 in. | 25 ft. | 3,500 PSI | - |
| #31096CMFJD | 1/2 in. | 50 ft. | 3,500 PSI | - |



Hose Ends

#58795JD
Type: Standard
Diameter: 8 in.

#58795FJD
Type: Heavy Duty
Diameter: 8 in.

Flexible Hose Guide (Tiger Tail)

A valuable accessory, this flexible hose guide will help you feed your hose safely through manholes and lift station angles. This feature allows your hose to avoid abrasive cuts from sharp corners and prevent dangerous accidents.

#52486BJD
Diameter: 2 in.
Length: 36 in.



#52846
Diameter: 3 in.
Length: 36 in.



Manhole Hooks

| Model # | Length |
|----------|-------------|
| 34878AJD | 18 in. hook |
| 34878BJD | 36 in. hook |

H1 Standard Debris Hose

Durable standard black debris hose for combination sewer cleaner, hydro excavator, and general vacuum truck booms.

| MODEL # | DIAMETER | LENGTH | LINING |
|-----------|----------|---------|------------------------|
| #8X62 | 8 in. | 62 in. | * |
| #8X74 | 8 in. | 74 in. | * |
| #70404MJD | 8 in. | 37 in. | Red gum Liner |
| #46564M | 8 in. | 56 in. | Yellow inner liner |
| #46564N | 8 in. | 60 in. | Yellow inner liner |
| #510934E | 8 in. | 279 in. | Heavy Duty Debris Hose |
| #510934D | 7 in. | 279 in. | Heavy Duty Debris Hose |



Western Spoon

| Model # | Length |
|------------|--------|
| #HITSWP-8 | 8 ft. |
| #HITSWP-10 | 10 ft. |
| #HITSWP-12 | 12 ft. |

Straight Spoon

| Model # | Length |
|----------|--------|
| #HITS-8 | 8 ft. |
| #HITS-10 | 10 ft. |
| #HITS-12 | 12 ft. |

HOSE PROTECTION



Manhole Protection Ring

#MPR75

Diameter: 20 - 24 in.

#MPR100

Diameter: 22 -30 in.



Manhole Top Roller

#SAMR-1

Type: Jet hose

#TRP01

Type: Camera Cable



Aluminum Safety Roller Grill Manhole

#SMR-28A

Diameter: 20 - 24 in.

CHEMICAL AND MICROBIAL DEGREASERS

3-STEP grease control strategy

1. CLEAN WITH JETBUGS
2. SHOCK DOSE WITH SEED
3. MAINTAIN WITH HL-5000



JetBugs 6 Gal. Pail

#HE-JETBUGS-6GAL

JetBugs 55 Gal. Drum

#HE-JETBUGS-55GAL

Bred to digest F.O.G. (fat, oil, and grease) in sewers, biodegradable JetBugs combines chemical and microbial degreasers to clean fast and effectively. JetBugs is a powerful first step in preventing Sanitary Sewer Overflows and residential backups, and to boosting sewer capacity.

- Controls F.O.G., odors and maintenance costs.
- Biodegradable, non-hazardous.
- Only CO₂ and H₂O byproducts.
- Dispensed automatically.



JetBug Dispenser

#HE-DISPENSOR



Porc'N Bags

#HE-PORC-BAGS



Grease Blocks 4 x 8 lbs.

#HE-GREASE-BLOCK-8LBS

Grease Blocks 6 x 2 lbs.

#HE-GREASE-BLOCK-2LBS

SEWER & CATCH BASIN TOOLS



**6 ft. Single Male x Female
Fiberglass Pole**
#STD-6



**3 ft. Single Male x Female
Foam Filled Pole**
#FF-3



**High Pressure
Wash Down Gun**
#508656AJD

**3 ft. Single Male x Female
Fiberglass Pole**
#STD-3

**6 ft. Single Male x Female
Foam Filled Pole**
#FF-6

**Lower Pressure
Wash Down Gun**
#45109JD



6 in. Scoopa
#SC-6



**Camera
Gaffing hook**
#CAM-1



Sewer Magnet
#SMAG-1



Rake
#SR3-1



8 in. Debris Basket
6-24 in. Pipe
#DB-8



**6 in. Grease Log
Chopper**
#LC-9



**9 in. Hose
Grabber**
#HG-1



**Opposite
Hose Grabber**
#SHT-1



**4-Pronged
Debris Grabber**
#4PG-1



8 in. Vac-Trap
#BT-8



**Puma Stake
Roller**
#SSR-5



**Corrugated
Pipe Roller**
#STR-1



**Rounded Catch
Basin Spoon**
#PS-1



**Cleaning Debris
Basket**
#DBR-8

SEWER & CATCH BASIN TOOLS



6" Quick Clamp
#32087JD
Length: 6 in.



8" Quick Clamp
#16584JD
Length: 8 in.



Catch Basin Tube
#25268JD
Diameter: 8 in.
Length: 78 in.



Telescopic Claw Grabber

This tool is used to pick debris from the bottom of sewers, catch basin wells, and pits. Its claw has impressive reach and doesn't require a handle to hold. Made of heavy-duty fiberglass with locking ferrule and is non-conductive. The claw is made of steel and zinc, plated for long life and is corrosive resistant.

| Model # | Length |
|-------------|------------|
| #SL-GWCT-12 | 6 - 12 ft. |
| #SL-GWCT-15 | 7 - 15 ft. |
| #SL-GWCT-16 | 6 - 16 ft. |
| #SL-GWCT-24 | 8 - 24 ft. |



Aluminum Pipe Flange-To-Flange (8")

| Model # | Length |
|-----------|---------|
| #25637CJD | 36 in. |
| #25637JD | 60 in. |
| #25637DJD | 72 in. |
| #25637FJD | 90 in. |
| #25637GJD | 120 in. |

Aluminum Pipe Flange-To-Flange (6")

| Model # | Length |
|-----------|--------|
| #34763JD | 36 in. |
| #34763AJD | 60 in. |
| #34763FJD | 72 in. |
| #34763GJD | 96 in. |



Pneumatic Plugs

Single-size underground Muni-Ball plugs offer a full bypass, allowing both testing and monitoring of piping systems. This makes them ideal for installation and repair of residential or commercial piping systems.

Additional sizes available.

| Model # | Description |
|---------|----------------------------|
| #262048 | 4 in. Pneumatic plug |
| #262064 | 6 in. Pneumatic plug |
| #262137 | 15 - 16 in. Pneumatic plug |
| #262129 | 12 in. Pneumatic plug |

*Offered in sizes up to 96 in.

*12 - 18 in. Muni Plugs available

*Test balls available as Muni Plugs

PRODUCT SPOTLIGHT

TRAIL BEAST



DRIVE TRAIN

- Self-powered Stanley drive train
- 8 in. wide Rubber crawlers
- Skid steering
- Low, high & variable speed settings
- 360° turning

HOSE REEL

- Includes 500 ft. x 1 in. Piranha sewer hose (2,500 PSI) & 25 ft. leader hose
- Hose speed control
- 180° reel rotation
- Manual footage counter

TRANSPORT TRAILER

- Single axle trailer with ramps
- 3,500 lbs. minimum weight
- Emergency break-away assembly with battery
- 6 tie-down D-rings welded to frame

ASK ABOUT DEMOS!

HYDRAULIC TOOLS



Hydraulic Power Unit

#HP28B02

- Output capacity: 2 each 5 or 8 GPM / 20 or 30 lpm
- Pressure: 2000 psi/ 140 bar
- Open center circuit



Submersible Pump

#SM50100

- 4-9 GPM operating range
- Stainless steel, steel, urethane, or cast iron impellers
- No priming required



Trash Pump

#TP0300301

- Lifting eye
- Submersible, no priming required
- Able to run dry without damage



Utility Chain Saw

#DS12318

- Reduced excavation
- Reduced labor time
- Easy control while cutting
- Single side access



Handheld Breaker

#BR67120 - Breaker 1-1/8"
#BR45130 - Breaker 1-1/4"

No tool exhaust

- Quieter operation allows for use in sensitive areas
- Rebuildable design platform
- Anti-vibration handles



Post Drive

#PD45132G

- 7-9 GPM operating flow
- Lifting eye
- ON/OFF trigger next to guide handle
- Nitrogen charged accumulator



Post Puller

#PP10100

- 3-9 GPM operating range.
- 9800 lb pulling force
- Carrying handle
- UP/NEUTRAL/DOWN control valve



Cut-off Saws

#CO25541

- 7-9 GPM operating range
- 4 3/4 in. deep maximum cut
- Adjustable wheel guard
- Safety trigger


PRODUCT SPOTLIGHT

Hydrant Saver System for Fire Hydrant Maintenance

#31043

The Hydrant Saver can be powered by the IW24 Impact Wrench to safely remove fire hydrant valve seats - even those that have seized due to lack of periodic maintenance.

- Hydrant seat removed in less than 5 minutes
- Safe and effective method without reconstruction
- Easy to use, turning a once difficult application into a routine operation
- Extends the life of a hydrant and not scrapping difficult to recycle materials



Check out this quick how-to video about the product.

1. Open the camera app
2. Focus the camera on the QR code by gently tapping the code
3. Follow the instructions on the screen to complete the action



Before

After

REBUILD OPTIONS

Rebuild starts with a detailed and accurate assessment of the truck and the scope of work required to meet and exceed the customer's expectations. The skilled and experienced technicians determine the amount of parts and labor to provide a reliable work ready unit upon completion and develop recommendations and options for the customer to choose from.

Recommendations are broken into three categories:

- Needed
- Recommended
- Preferred

Rebuilds available for

- Vactor
- Elgin
- Guzzler
- TruVac

The detailed assessment is broken down into the following major categories:

- Debris Body
- Water System
- Hose Reel
- Hydraulic System
- Engine, Transmission, Fan Assembly
- Boom Auxiliary Engine Electrical
- Positive Displacement (Blower)
- Equipment and Operating Supplies
- Hydraulic Pump and PTO
- Cab and Chassis



Talk to your local branch or visit [TeamJDC.com/Service](https://www.teamjdc.com/Service) for additional information.



HYDRO EXCAVATION ACCESSORIES

JDC Dig Lance Pack

#DIGLANCEPACK

Lance Lengths: 48 in. & 83 in.
 Nozzles: 2 & 3-Port
 Hand Gun: Dig Gun



JDC Earthquaker Plus Package

#EARTHQUAKERPLUS

Lance Lengths: 20 in. & 40 in.
 Nozzles: 2-Port, 3-Port & Turbo
 Hose Length: 25 ft.



JDC Individual Digging Lances

#500619CJD
 Length: 48 in.
 Connection: Quick-Connect

#500619AJD
 Length: 83 in.
 Connection: Quick-Connect

#500619BJD
 Length: 98 in.
 Connection: Quick-Connect



Quick Connect
 #E4F4-S
 Type: 1/2" MXF Quick



Quick Disconnect
 #4EF4-S-LS
 Type: 1/2" FXF Quick Disconnect



Quick Connected
 #E4M4-S
 Type: 1/2" MXm Quick Disconnect



Extension pipe
 #352960A
 Length: 60 in.



Straight Gun
 #500619FJD
 Straight Gun



Wash down hose
 #31014AGJD
 Type: 1/2 x 25ft




Wash down hose
 #31014AVJD
 Type: 1/2 x 50 ft



Extension pipe
 #352904A
 Length: 40 in.



Side Handle
 #352906A



Grounded Mat System
 #MGVP1UD7A4-KM



Straight Gun
 #403240510
 Type: Inlet port 1/2 3100 PSI



Extension pipe
 #352902A
 Length: 20 in.

RENTALS | SALES | PARTS | SERVICE



With 50 years in the service, parts, and rental business, JDC has expanded to provide utility, construction, pipeline, oil and gas solutions to municipalities and customers from coast to coast throughout the United States and Canada. JDC is a partner you can trust offering new, brand-name equipment, rental equipment, training programs, and equipment repair services to customers at 16 locations.



HYDRO EXCAVATION NOZZLES

Machete Nozzle

Blasts a 0-degree oscillating water stream at an optimal speed creating a 15-degree wedge of powerful flow that will allow you to dig faster and save water in the hardest and most compact soil types.

- This heavy duty, high impact nozzle is constructed of a stainless-steel housing and tungsten carbide wear surface.
- Can withstand harsh environments and provides a longer run than ceramic nozzles.
- Repair kits and replaceable nylon covers are available and allow for instant serviceability while increasing the overall life of the core nozzle.
- The unique oscillation design of the nozzle helps reduce undermining that may occur when using traditional rotating nozzles ensuring the operator’s safety.



| HD Model # | Connecting Thread | Nozzle Size |
|-------------|-------------------|-------------|
| 1003088-030 | 1/2" NPT | 3" |
| 1003088-040 | 1/2" NPT | 4" |
| 1003088-050 | 1/2" NPT | 5" |
| 1003088-060 | 1/2" NPT | 6" |
| 1003088-080 | 1/2" NPT | 8" |
| 1003088-100 | 1/2" NPT | 10" |

APPLICATIONS
Trenching & Potholing
Precise Excavation

Switchblade Nozzle

Complete jobs faster with more runtime and less downtime. A combination of 1.0, 2.0, or 4.0° solid stream nozzles provide greater impingement, allowing you to cut through soil faster while using dramatically less water. The Switchblade’s long, linear flow path is ideally suited for trenching applications.



APPLICATIONS
Trenching & Potholing
Utility Line Locating
Precise Excavation
Excavating Frozen Ground

| | ACE | DEUCE | QUAD |
|-------------|--------------|--------------|--------------|
| Nozzle Size | Model Number | Model Number | Model Number |
| 1.0 | 1002036-010 | * | * |
| 2.0 | 1002036-020 | 1002035-020 | * |
| 3.0 | 1002036-030 | * | * |
| 4.0 | 1002036-040 | 1002035-040 | 1002889 |
| 5.0 | 1002036-050 | * | * |
| 6.0 | 1002036-060 | 1002035-060 | 1002949 |
| 8.0 | 1002036-080 | 1002035-080 | 1001927 |
| 10.0 | 1002036-100 | 1002035-100 | 1001928 |
| 12.0 | 1002036-120 | 1002035-120 | 1002950 |
| 14.0 | * | * | 1001929 |

HYDRO EXCAVATION NOZZLES

Ripsaw Nozzle

The Ripsaw blasts a 0° straight water stream at up to 3200 PSI while rotating at an optimal speed to provide an 18° cone of coverage. Constructed with a stainless steel housing and tungsten carbide wear surfaces, the Ripsaw is built to withstand harsh environments while providing a longer service life over current ceramic nozzles.



| Feature | Details |
|---------------------|------------------|
| Connecting Thread | 1/2 in. |
| Max. Water Temp | 180° F |
| Max. Inlet Pressure | 1,000 PSI |
| Housing Material | 3,200 PSI |
| Coating Material | Stainless Steel |
| Housing Material | Urethane |
| Nozzle Tip & Seat | Tungsten Carbide |

| HD Model # | Nozzle Size |
|-------------|-------------|
| 1002719-030 | 3.0 |
| 1002719-040 | 4.0 |
| 1002719-050 | 5.0 |
| 1002719-060 | 6.0 |
| 1002719-080 | 8.0 |
| 1002719-100 | 10.0 |
| 1002719-120 | 12.0 |

- The Ripsaw HD blasts a 0-degree straight water stream at up to 3200 PSI while rotating at an optimal speed to provide an 18-degree cone of coverage. The cone-shaped flow pattern is ideally suited for potholing applications.
- These heavy-duty, high impact nozzles are constructed with stainless steel housing and tungsten carbide wear surfaces to withstand harsh environments and provide longer life than ceramic nozzles. Repair kits are also available for extended life and lower operating costs.
- Non-conductive Hytrel coating on the nozzle body protects users and sensitive underground utilities. Select from the traditional coating or upgrade to the new heavy-duty coating – a special formulation designed for use in extreme environments including frost, shale, and other rocky conditions.
- Greater impingement allows you to complete jobs faster or use a smaller nozzle size while getting the same impact as nozzles with higher GPM flow rates.



JDC 3 Port Straight Nozzles

#89714CJD
Connecting Thread: 1/2 in.
Nozzle Ports: 3



JDC 2 Port Straight Nozzles

#89714DJD
Connecting Thread: 1/2 in.
Nozzle Ports: 2



Rotating Turbo Nozzle

#200457510
Connecting Thread: 1/2 in.
Nozzle Ports: 1
PSI: 5800



Turbo Nozzle Repair Kit

#200457110
Available for Rotating Turbo Nozzle
#200457510



Learn more about this product on our website

1. Open the camera app
2. Gently tapping the QR code to focus the camera
3. Follow the instructions on the screen

AIRSPADE AIR EXCAVATION



Airspeed 2000

#HT130

CFM: 150 CFM

Barrel Length: 4 ft

- Ergonomic, pistol-grip style handle with rubber grip
- Comfortable, dead-man trigger
- Lightweight, fiberglass barrel with adjustable dirt shield



Airspeed 3000

#LT3000

CFM: 330 CFM

Barrel Length: 5 ft

- In-line style handle with soft rubber grip
- Dead-man trigger
- Non-conductive 5 ft fiberglass barrel
- Adjustable dirt shield



Airspeed 4000 – 225 CFM W/ 4FT BARREL

#ASU4225G4

Dimensions: 49.5" L x 12" W x 8" H

Weight (lbs): 16

Flow (cfm): 225

Inlet: 3/4" FNPT

Soil Excavation Rate

(Cubic ft/ min): 1.7 – 2.3



Supersonic Nozzle

#HT127

- 225 CFM Supersonic Nozzle
- Extra-hardened, 416 stainless steel construction
- Patented internal geometry
- Precision machined to exact tolerances
- Female threaded connection



Supersonic Nozzle

#HT123

- 150 CFM Supersonic Nozzle
- Extra-hardened, 416 stainless steel construction
- Patented internal geometry
- Precision machined to exact tolerances
- Female threaded connection



Extension

#HT121

- 3 ft. Extension with Coupler for Airspeed 2000
- Dual, male threaded connections
- Includes dual female threaded coupler



Extension

#HT154

- 4 ft. Extension with Coupler for Airspeed 2000
- Dual, male threaded connections
- Includes dual female threaded coupler



Extension

#LT17

- 3 ft. Extension with Coupler for Airspeed 3000
- Dual, male threaded connections
- Includes dual female threaded coupler



4ft Extension with Coupler for Airspeed 4000

#ASU4004EX

- Dimensions: 600 L" x 1.5 W" x 2.5 H"
- Weight (lbs): 24.8
- Max. pressure: 150 psi
- -20° F to 180° F



Lightweight Air Hose

#HT111

- Dimensions (L" x W" x H"):
300 x 1.5 x 2.5
- Weight (lbs): 24.8
- Max working pressure - 150 psi
- -20° F to 180°



Standard Air Hose

#HT113

- Dimensions (L" x W" x H"):
600 x 1.5 x 2.5
- Weight (lbs): 24.8
- Max working pressure - 150 psi
- -20° F to 180° F



3/4" FNPT Chicago Coupler for AirSpade 2000

#HT220

- Iron construction
- 3/4" NPT inlet
- Rated to 150 PSI at ambient temperature of 70°F



4 Lug Coupler for Airspade 3000

#LT23

- Iron construction
- 1-1/4" Air King 4 Lug NPT inlet
- Rated to 150 PSI at ambient temperature of 70°F



Air Hose Safety Cable

#500A04

- Dimensions (L" x W" x H"):
20 x 1.4 x 0.7
- Weight (lbs): 0.2
- Spring Loaded - for Guardair Force 5 and Inforcer Series air guns

Advantages of Excavating with AirSpade

Air excavation has become an alternative method for digging on many jobs ranging from utility work to advanced tree care. Excavating with the AirSpade offers a number of advantages over conventional tools such as picks, shovels, and backhoes, including:

- Two to three times faster than hand excavation.
- Less worker fatigue than a pick or shovel.
- Eliminates sharp metal edges as featured on picks, digging blades, or buckets.
- Harmless to buried, solid objects such as utility lines, telecommunication cables, tree roots, hazardous waste containers, or military ordnance.
- Excavates some rocky soils where a shovel is difficult to use.
- Breaks soil into small particles that are ideal for re-compaction.
- Powered by common, tow-behind air compressors.

Learn more



1. Open the camera app
2. Gently tapping the QR code to focus the camera
3. Follow the instructions on the screen

VACUUM EXCAVATION PIPE



HDPE Plastic Dig Tubes

- HDPE Non-Conductive Plastic Dig Tubes
- Designed for safety and extended service life
- Last 2-3 times longer than traditional aluminum tube
- Dampened sound while in-service

| MODEL # | DIAMETER | LENGTH | TYPE |
|----------------|----------|--------|-------------------------|
| #HTEC-6X6EX | 6 in. | 6 ft. | Flat Flange Extension |
| #HTEC-8X6EX | 8 in. | 6 ft. | Flat Flange Extension |
| #HTEC-6X6DT | 6 in. | 6 ft. | Flat Flange Dig Tube |
| #HTEC-8X6DT | 8 in. | 6 ft. | Flat Flange Dig Tube |
| #HTEC-6X6HL | 6 in. | 6 ft. | Bandlock Style Dig Tube |
| #HTEC-8X6HL | 8 in. | 6 ft. | Bandlock Style Dig Tube |
| #HTEC-8X6REDFL | 8 in.* | 6 ft. | Flat Flange Tube |

*8" reduced to 6" x 6 ft. flat flange tube

Vacuum Excavation Nozzles (W/Formed Plastic Ends)

#34766QJD
Diameter: 6 in.
Length: 78 in.

#25268QJD
Diameter: 8 in.
Length: 78 in.



INDUSTRIAL VACUUM TOOLS



Nozzle Handles

| Model # | Description |
|-----------|------------------|
| #HC2080-2 | 2" Nozzle Handle |
| #HC2080-3 | 3" Nozzle Handle |
| #HC2080-4 | 4" Nozzle Handle |
| #HC2080-5 | 5" Nozzle Handle |
| #HC2080-6 | 6" Nozzle Handle |



Nozzle Wheels

| Model # | Description |
|-----------|------------------|
| #HC2081-2 | 2" Nozzle Wheels |
| #HC2081-3 | 3" Nozzle Wheels |
| #HC2081-4 | 4" Nozzle Wheels |
| #HC2081-5 | 5" Nozzle Wheels |
| #HC2081-6 | 6" Nozzle Wheels |



Rock Scoop

| Model # | Description |
|---------|-------------|
| #HC6019 | 4" |
| #HC6051 | 6" |



Safety Shutter Valve

| Model # | Description |
|-----------|-------------|
| #GPSS-4BL | 4" Valve |
| #GPSS-6BL | 6" Valve |



Vacuum Head

| Model # | Description |
|---------|----------------|
| #HC1400 | 4" Vacuum Head |



Aluminum Floor Nozzle

| Model # | Description |
|---------|--------------------------|
| #HC1405 | 2" Aluminum Floor Nozzle |
| #HC1406 | 3" Aluminum Floor Nozzle |
| #HC1407 | 4" Aluminum Floor Nozzle |



Aluminum Nozzle

| Model # | Description |
|-------------|----------------------|
| #HC2070-2 | 2" Aluminum Nozzle |
| #HC2070-2.5 | 2.5" Aluminum Nozzle |
| #HC2070-3 | 3" Aluminum Nozzle |
| #HC2070-4 | 4" Aluminum Nozzle |
| #HC2070-5 | 5" Aluminum Nozzle |
| #HC2070-6 | 6" Aluminum Nozzle |

FILTERS, BAGS & CAGES



Filter Cages

| Model # | Description |
|----------|-----------------|
| #1270007 | 60" Filter Cage |
| #1270008 | 70" Filter Cage |



Cusco Final Filters

| Model # | Description |
|-----------|----------------|
| #FI016091 | Cusco Turbovac |
| #FI017546 | Cusco Duravac |




Filter Bags

| Model # | Description | Mircon |
|-------------|----------------|--------|
| #1260037JD | 60" Filter Bag | 5 |
| #1260038JD | 70" Filter Bag | 5 |
| #FN8014JD | 38" Filter Bag | 5 |
| #1260048 | 70" Filter Bag | 1 |
| #KHC-951420 | 60" Filter Bag | 5 |



Schellvac Final Filter

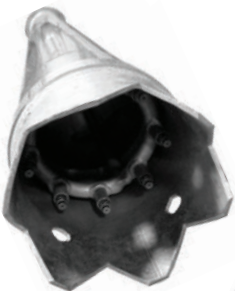
| Model # | Description |
|--------------|--------------|
| #ME-442K5-OE | Final Filter |



TruVac Final Filter

| Model # | Description |
|--------------|-----------------------|
| #1140363AFJD | HXX Final Filter |
| #1140363BFJD | Prodigy Final Filter |
| #45122DF | Paradigm Final Filter |
| #1140363C | Pre-Filter Foam |

PRODUCT SPOTLIGHT



JAKE-A-VATOR

6' Diameter #34766EXJD
 8' Diameter #25268EXJD
 Flow Range: 8 - 18 GPM
 Pressure Range: 800 - 2,500 PSI
 Water System: Sewer Hose or Handgun Connection
 Nozzle Insert: 8 x M9
 Accessory Options: Clamp-on Handle

The Jake-A-Vator hydro excavation vacuum nozzle eliminates mechanical excavation for small construction repairs. It connects to your sewer hose or handgun water system.

- Designed for sensitive utility locations
- Simplifies catch basin cleaning
- Ideal for curb stop repairs and replacement
- Water and sewer main construction
- Minimizes landsapce repairs and associated costs

INDUSTRIAL HOSE



KANAFLEX AR

| Model # | Diameter |
|---------|----------------------------|
| #180AR4 | 4" Abrasion Resistant Hose |
| #180AR6 | 6" Abrasion Resistant Hose |
| #180AR8 | 8" Abrasion Resistant Hose |



KANAFLEX HR

| Model # | Diameter |
|---------|------------------------|
| #180HR4 | 4" Heat Resistant Hose |
| #180HR6 | 6" Heat Resistant Hose |
| #180HR8 | 8" Heat Resistant Hose |



KANAFLEX EPDM

| Model # | Diameter |
|-----------|---------------------|
| #300EPDM3 | 3" EPDM Rubber Hose |
| #300EPDM4 | 4" EPDM Rubber Hose |



Green Monster Hose

| Model # | Diameter |
|------------|-----------------------|
| #TEXCOMM-6 | 6" Green Monster Hose |
| #TEXCOMM-8 | 8" Green Monster Hose |



Tiger Flex

| Model # | Diameter |
|-----------|--------------------------------|
| #TG/TY300 | 3" Tigerflex (Green or Yellow) |
| #TG/TY400 | 4" Tigerflex (Green or Yellow) |



Steel Flex

| Model # | Diameter |
|------------------|--------------------|
| #HTG4200-400X25 | 4" Steel Flex Hose |
| #HTG4200-600X25W | 6" Steel Flex Hose |



ADS Hose

| Model # | Diameter |
|----------------|--------------------|
| ZZ-SPH6 | 6" Black Ads Hose |
| ZZ-SPH6-YELLOW | 6" Yellow Ads Hose |



Powerlock Clamps

| Model # | Diameter |
|-------------|----------------|
| #POWERLOCK3 | 3 in. Diameter |
| #POWERLOCK4 | 4 in. Diameter |
| #POWERLOCK6 | 6 in. Diameter |
| #POWERLOCK8 | 8 in. Diameter |

BANDLOCK PIPES AND ACCESSORIES



Pipe
8 In. / Male-To-Female

- #55275AJD 3 ft.
- #55275CJD 5 ft.
- #55275JD 10 ft.
- #55275BJD 20 ft.

Pipe
6 In. / Male-To-Female

- #55925BJD 6 ft.
- #55925EJD 8 ft.
- #55925JD 10 ft.
- #55925FJD 20 ft.



End Plugs & Caps

| Model # | Diameter |
|----------|---------------|
| #500-4 | 4" Male Plug |
| #500-6 | 6" Male Plug |
| #500-8 | 8" Male Plug |
| #500-6FR | 6" Female Cap |
| #500-8FR | 8" Female Cap |



Bandlock Clamps

| Model # | Diameter |
|---------|----------|
| #BLB-4 | 4 in. |
| #BLB-6 | 6 in. |
| #BLB-8 | 8 in. |



Hose Ends

| Model # | Diameter |
|---------|----------------------|
| #4MR | 4" Male Plated |
| #4MR-NP | 4" Male Non-Plated |
| #4MR-WO | 4" Male Weld On |
| #4FR | 4" female Plated |
| #4FR-WO | 4" Female Non-Plated |
| #6MR | 6" Male Plated |
| #6MR-NP | 6" Male Non-Plated |
| #6MR-WO | 6" Male Weld On |
| #8MR | 8" Male Plated |
| #8MR-NP | 8" Male Non-Plated |
| #8MR-WO | 8" Male Weld On |
| #8FR | 8" female Plated |
| #8FR-NP | 8" Female Non-Plated |
| #8FR-WO | 8" Female Weld On |



45° Elbow

| Model # | Diameter |
|---------|----------|
| #220-4 | 4 in. |
| #220-6 | 6 in. |
| #220-8 | 8 in. |



90° Elbow

| Model # | Diameter |
|---------|----------|
| #200-4 | 4 in. |
| #220-6 | 6 in. |
| #220-8 | 8 in. |



Reducers

| Model # | Diameter |
|-------------|------------------------|
| #300-64 | 6" - 4" Plated |
| #300-64-SP | 6" - 4" w/ Male Nipple |
| #300-65 | 6" - 5" Plated |
| #300-84 | 8" - 4" Plated |
| #300-86 | 8" - 6" Plated |
| #300-86-NPT | 6" Male - 8" |



In-Line Vacuum Relief Valve (Safety T)

| Model # | Diameter |
|---------|--------------------------|
| #600-4 | 4" w/ Male & Female Ends |
| #600-6 | 6" w/ Male & Female Ends |
| #600-8 | 8" w/ Male & Female Ends |

CAMLOCK



TYPE A

| Model # | Description |
|---------|--------------------------|
| #150-A | 1-1/2" Male - Female NPT |
| #200-A | 2" Male - Female NPT |
| #250-A | 2-1/2" Male - Female NPT |
| #300-A | 3" Male - Female NPT |
| #400-A | 4" Male - Female NPT |
| #600-A | 6" Male - Female NPT |
| #800-A | 8" Male - Female NPT |



TYPE B

| Model # | Description |
|---------|--------------------------|
| #150-B | 1-1/2" Male NPT - Female |
| #200-B | 2" Male NPT - Female |
| #250-B | 2-1/2" Male NPT - Female |
| #300-B | 3" Male NPT - Female |
| #400-B | 4" Male NPT - Female |
| #600-B | 6" Male NPT - Female |



TYPE C

| Model # | Description |
|---------|----------------------------|
| #125-C | 1-1/4" Female - Hose Shank |
| #150-C | 1-1/2" Female - Hose Shank |
| #200-C | 2" Female - Hose Shank |
| #250-C | 2-1/2" Female - Hose Shank |
| #300-C | 3" Female - Hose Shank |
| #400-C | 4" Female - Hose Shank |
| #600-C | 6" Female - Hose Shank |
| #800-C | 8" Female - Hose Shank |



TYPE D

| Model # | Description |
|---------|----------------------------|
| #125-D | 1-1/4" Female - Female NPT |
| #150-D | 1-1/2" Female - Female NPT |
| #200-D | 2" Female - Female NPT |
| #250-D | 2-1/2" Female - Female NPT |
| #300-D | 3" Female - Female NPT |
| #400-D | 4" Female - Female NPT |
| #600-D | 6" Female - Female NPT |
| #800-D | 8" Female - Female NPT |



TYPE E

| Model # | Description |
|---------|--------------------------|
| #125-E | 1-1/4" Male - Hose Shank |
| #150-E | 1-1/2" Male - Hose Shank |
| #200-E | 2" Male - Hose Shank |
| #250-E | 2-1/2" Male - Hose Shank |
| #300-E | 3" Male - Hose Shank |
| #400-E | 4" Male - Hose Shank |
| #600-E | 6" Male - Hose Shank |
| #800-E | 8" Male - Hose Shank |



TYPE F

| Model # | Description |
|---------|------------------------|
| #125-F | 1-1/4" Male - Male NPT |
| #150-F | 1-1/2" Male - Male NPT |
| #200-F | 2" Male - Male NPT |
| #250-F | 2-1/2" Male - Male NPT |
| #300-F | 3" Male - Male NPT |
| #400-F | 4" Male - Male NPT |
| #600-F | 6" Male - Male NPT |
| #800-F | 8" Male - Male NPT |



TYPE G

| Model # | Description |
|-----------|-------------|
| #200-G-BU | 2" Gasket |
| #300-G-BU | 3" Gasket |
| #600-G-BU | 6" Gasket |



KING NIPPLE

| Model # | Description |
|---------|--------------------|
| #ST15 | 1-1/4" King Nipple |
| #ST20 | 1-1/2" King Nipple |
| #ST25 | 2" King Nipple |
| #ST30 | 2-1/2" King Nipple |
| #ST35 | 3" King Nipple |
| #ST40 | 4" King Nipple |
| #ST50 | 6" King Nipple |
| #ST60 | 8" King Nipple |



GALVANIZED CLAMPS

| Model # | Description |
|---------|-------------------------|
| #F6 | 1-1/2" Galvanized Clamp |
| #F8 | 2" Galvanized Clamp |
| #F10 | 2-1/2" Galvanized Clamp |
| #F12 | 3" Galvanized Clamp |
| #F16 | 4" Galvanized Clamp |
| #F24 | 6" Galvanized Clamp |
| #F1 | Center Punch Tool |

RENTAL SOLUTIONS

Make work easier
with rental
options from JDC.

Sewer Cleaning
Electric Utility
Pipeline Inspection
DOT Vacuum
Roll Off
Vacuum Excavation
Industrial Vacuum
and **MORE!**



PORTABLE CAMERA SYSTEMS

Panoramio 150

The PANORAMO 150 is Capable of inspecting over 90% of the pipelines that are found in sanitary sewer systems. This product is perfect for contractors and cities who want increased productivity and speed. Although the 150 is smaller, it is more agile than its larger brother. Not to mention, it includes zero-radius steering and Automatic Tilt Compensation standard!



Key Features:

- Inspection Range: 6" - 48" and up
- Collect data in the field – analyze back at the office
- Twin 185° Digital Fisheye Lens Cameras
- High Power LED Lighting
- 4K (4096 x 2160 pixels) Resolution – 4x Greater than digital HD
- Maximum Speed of 69' / min.
- Multiple Views for Data Analysis – Perspective, Unfolded, and Full Pipe Segment Unfolded Views

Panoramio SI 4K Mobile System


Panoramio SI provides a complete 360 view of the manhole after the inspection. Conduct inspections in a fraction of the time it would take with traditional methods. The 3D Optoscanner uses two high-resolution digital cameras with specially designed distortion-free wide-angle lenses. These optically scan the entire interior of the manhole in a few sections in one single vertical run.



Key Features:

- Collect data in the field – analyze back at the office
- Twin 185° Digital Fisheye Lens Cameras
- 4K (4096 x 2160 pixels) Resolution
- Maximum Speed of 14" per second
- Multiple Views for Data Analysis – Perspective, Unfolded, and Full Pipe Segment Unfolded Views
- Available as an add-on to PANORAMO system or in a stand-alone version
- 12 in. to 120 in. inspection Range

T86 Camera Tractor



T76 Camera Tractor



T66 Camera Tractor



| FEATURES | T66/HD | T76/HD | T86/HD |
|--|-------------|-------------|-------------|
| Zero Radius Steering | ✓ | ✓ | - |
| Tractor Range (Pull Distance) | up to 1000' | up to 2000' | up to 2000' |
| Dual-Axis, Pivoting Center | ✓ | ✓ | ✓ |
| Automatic Tilt Compensation (ATC) | ✓ | ✓ | - |
| Location Transmitter | - | ✓ | ✓ |
| LISY Attachment (Optional) | - | ✓ | ✓ |
| Elevator Attachment (Optional) | Manual | Electric | Electric |

PORTABLE CAMERA SYSTEMS

Mainlite Portable Camera System

The MainLite system is based around two compact cable drums (KW206 and KW306), and the revolutionary BP100 multi-function computer controller. The entire unit can be mounted in a truck, or used in portable applications with the addition of the new MainLite Portable Cart, which provides seating and an ergonomic mount for the BP100 controller.



MAINLITE™

Included Items

- BP100 Controller
- T66 Crawler
- ORION Zoom Camera
- KW206 Drum
- 656' of Cable
- Other Accessories

Pipe Size

- 4" - 15" Pipe

MAINLITE™ XL

Included Items

- BP100 Controller
- T66 Crawler
- ORION Zoom Camera
- KW306 Drum
- 1000' of Cable
- 5" Nozzle Handle
- Other Accessories

Pipe Size

- 6" - 48" Pipe

MAINLITE™ PRO

Included Items

- BP100 Controller
- T76 Crawler
- ORPHEUS 2.0 Camera
- KW206 Drum
- 656' of Cable
- Other Accessories

Pipe Size

- 4" - 15" Pipe

MAINLITE™ PRO XL

Included Items

- BP100 Controller
- T76 Crawler
- ORPHEUS 2.0 Camera
- KW306 Drum
- 1000' of Cable
- 5" Nozzle Handle
- Other Accessories

Pipe Size

- 6" - 48" Pipe



Red Treaded Wheels

| Model # | Description |
|------------|--------------------------|
| #900410491 | 8" T76 Black Treaded Set |



Black Pneumatic Tires

| Model # | Description |
|------------|----------------------------|
| #904110390 | 76 Black Pneumatic Set |
| #904100890 | T76 XL Black Pneumatic Set |



Grey Pneumatic Tires

| Model # | Description |
|------------|------------------------|
| #900406690 | T76 Grey Pneumatic Set |



T66 Electric lift

| Model # | Description |
|------------|-------------------|
| #905201121 | T66 Electric lift |



T66 Weight Kit

| Model # | Description |
|------------|----------------|
| #905211031 | T66 Weight Kit |



Granulated Wheels

| Model # | Description |
|------------|------------------------|
| #905210291 | 5" T66 Granulated Set |
| #905210591 | 6" T66 Granulated Set |
| #900401491 | 8" T66 Granulated Set |
| #900401691 | 8" T76 Granulated Set |
| #900401491 | 10" T76 Granulated Set |
| #900401591 | 12" T76 Granulated Set |



Black Treaded Wheels

| Model # | Description |
|------------|-------------------------|
| #905210091 | 5" T66 Red Treaded Set |
| #905210191 | 6" T66 Red Treaded Set |
| #905210991 | 8" T66 Red Treaded Set |
| #900410391 | 8" T76 Red Treaded Set |
| #900410891 | 12" T76 Red Treaded Set |



High Traction Tires

| Model # | Description |
|------------|-----------------------------|
| #905215791 | 4" T66 Tungsten Carbide Set |
| #905216291 | 5" T66 Tungsten Carbide Set |
| #905215991 | 6" T66 Tungsten Carbide Set |
| #905216791 | 8" T66 Tungsten Carbide Set |
| #TCW-S6 | 6" T76 Tungsten Carbide Set |
| #900406691 | 8" T76 Tungsten Carbide Set |

Check out software options on our website.



1. Open the camera app
2. Gently tapping the QR code to focus the camera
3. Follow the instructions on the screen

INSPECTION BUILD-OUTS

In the need for a pipeline inspection truck build-out?
Looking for a pre-built or custom built inspection truck?

JDC has the solutions you need for your next job.



Visit our website to learn more about customizable options.

[TeamJDC.com/inspection-build-out](https://www.teamjdc.com/inspection-build-out)

1. Open the camera app
2. Gently tapping the QR code to focus the camera
3. Follow the instructions on the screen



PUSH CAMERA SYSTEMS

Vivax

vCAM-6 HD Mini

#VX-VMX-150A-D26N-US

Included Items

- Eight-inch daylight viewable LCD 5-watt 512Hz, 640Hz and 33kHz Sonde
- Traceable pushrod
- One touch recording to USB thumb drive
- Two times digital zoom for up close-up viewing
- AC/DC operation with rechargeable internal battery
- Audio commenting through the internal or external microphone



Vivax is a premier name in sewer inspection equipment, known for its exceptional quality and innovative technology. Vivax offers a comprehensive range of solutions designed to meet diverse requirements. Inquire today to learn more about the products and solutions vivax provides.

vCAM-6 HD

#VX-VC6-C200A-D34HDN-US

Included Items

- Daylight Viewable LCD
- WIFI - Powerful 150' / 45m Range
- Record to 1 TB hard drive or USB AC/DC operation with Li-ion rechargeable batteries
- Field servicable spring, coiled cable and lanyards
- Full QWERTY keyboard
- Camera test port Internal Microphone and On-screen distance counter

Opticam

The Opticam is specifically designed for business owners who don't have the starting capital but want to get into the inspection business! With such advanced and affordable features this system is a perfect match for sewer professionals looking for a high quality and reliable inspection device for the toughest jobs ahead of the curve.

Included Items

- 10.4 Screen
- 200ft Reel
- Self-Leveling Camera
- One Touch USB Recording
- Distance Counter
- AC,DC or Battery Powered
- Self-leveling camera head
- Designed for 2 to 12 in. pipe diameters
- An integrated text-writer



Traveler Light

A tough, basic sewer camera inspection system. Simply slide in the M-18 Battery, plug in the USB Flash Drive and you are ready to start recording your sewer inspection

Included Items

- 5.0" LCD screen
- 1.3" Self-Leveling Camera One
- Touch USB Recording
- On-Screen Distance Counter
- Simple one touch recording



M18 Battery & Charger

#534092

ASK ABOUT DEMOS!

TRANSMITTERS, LOCATORS & SONDES

VLOC3-CAM

#VLOC3-CAM

The vLoc3-Cam is the easiest to use sonde locator on the market today. The omni-directional antenna array allows for approaching the sonde from any position. The directional arrows will guide the user first to the front or rear locate point and then directly to the sondes position.

The vLoc3-Cam includes multiple sonde frequencies making it compatible with the major push cameras and crawler cameras on the market. The Pushrod Trace mode shows a second display geared for tracing the path of the pushrod deployed in the pipe or tracing pipes with an optional portable transmitter.

- Frequencies: 512Hz, 640Hz, 8kHz, 33kHz, 83kHz
- Operating Modes: Sonde Mode, Pushrod/Line Trace Mode

Key Features

- No ghost signals
- Graphical locate display
- Sonde locate and pushrod trace modes
- Optional Bluetooth option for GPS mapping
- High visibility color 4.3"/10cm Display



Learn more about the product

1. Open the camera app
2. Focus the camera on the QR code by gently tapping the code
3. Follow the instructions on the screen to complete the action

Alkaline and Li-ion Batteries

- Alkaline = typically 12-hours intermittent use
- Li-ion = typically 27-hours intermittent use

USB Data Port

- Update the receivers firmware

Accessory Port

- Vehicle charging lead
- Charge li-ion battery

Antenna Configuration

- Two sets of 3D antennas
- Omnidirectional antenna array

Ultra Bright LCD

- High visibility 4.3"/10cm LCD
- Auto backlight

Module Compartment

- Optional plug-and-play Bluetooth module

Construction

- High impact ABS plastic construction
- IP65 and NEMA 4 rating
- Lightweight at only 4.6lbs / 2.1kg



ASK ABOUT DEMOS!

TRANSMITTERS, LOCATORS & SONDES



VM-550 Transmitter

#VM500

The 83kHz induction frequency makes it ideal for inducing the signal onto large diameter, direct buried iron pipes with bell and gasket connections, and for using the induction clamp around smaller pipes. The lower 512Hz and 8.192kHz are good for direct connection to trace cables, and the 83kHz direct connection is good for high resistance pipes or for use with pushrod camera systems to trace the deployed pushrod.

- 8kHz and 83kHz
- Can supply 1 watt signal power either direct connect or Induction

Key Features

- External connection protection to 260VAC
- Lightweight and ergonomic at 2.47 lbs./1.2kg
- Optional Li-ion battery pack
- High-impact ABS construction
- Small, lightweight profile



4" Inductive Clamp

#CLAM4

For applying the transmitter signal to a target cable when safe access to the conductor is not possible.

- Construction: High impact ABS injection molded housing
- Maximum Utility Diameter: 4.2-in.
- Weight: 2.75lbs.
- Dimensions: 11-in(L) x 6.5-in(W) x 1.7-in(H)
- Cable Length: 14.7-feet*



Standard Sonde

| Model # | Description |
|-------------------|-------------|
| #10/SONDE-STD-33 | 3kHz Sonde |
| #10/SONDE-STD-512 | 512Hz Sonde |



Sewer Sonde

| Model # | Description |
|--------------------|--------------------|
| #10/SONDE-SEWER-33 | 3kHz Battery Sonde |



Super Sonde

| Model # | Description |
|--------------------|------------------------|
| #10/SONDE-SUPER-33 | 33kHz Deep Sewer Sonde |

Sondes are small self-contained battery powered transmitters. Sondes are propelled through non-metallic pipes and ducts and can be located on the surface by a sonde locator or buried utility locator with a sonde mode. Sondes are also built into other products such as a sewer push camera, robotic crawler camera, or attached to a jetter hose.

Sondes come in a variety of sizes which ties into how deep they can be located. Different frequencies are available which allow sondes to be located in metallic or non-metallic pipes and ducts.

Features:

- Range of sizes and frequencies for different applications
- End Caps compatible with popular duct rodders
- Useable with other manufacturers utility locators
- Long battery life

TRANSMITTERS, LOCATORS & SONDES



Sonde

| Model # | Description |
|---------------|--------------------------------|
| #001 00281 03 | Mid Sonde 8KHZ - w/ 25' Range |
| #001 00281 02 | Mid Sonde 33KHZ - w/ 25' Range |
| #001 00281 00 | Mid Sonde 512HZ - w/ 25' Range |
| #001 00281 04 | Mid Sonde 640HZ - w/ 25' Range |



Universal Roller Skid

#UNIVERSALROLLER

- For 6" to 18" Pipelines
- Keeps Camera Centered
- Increases Depth Range
- Increases Camera Lifetime
- Lights included



Transmitter

| Model # | Description |
|---------------|-------------------------------------|
| #001 00806 01 | 3 Watt Transmitter - Alkaline Only |
| #001 00473 01 | 10 Watt Transmitter - Alkaline Only |
| #001 00473 00 | 10 Watt Transmitter - Lithium Ion |



Clampmitter

| Model # | Description |
|---------------|---|
| #001 00349 00 | Self Contained Transmitting Induction Coupler |



Mini Roller Skid

#MINIROLLERSKID

- Compatible with most standard push cameras up to 1.5" in diameter
- Negotiates 4" x 90° bends
- Eight 1" wheels help guide the camera through the pipeline



Snaptrack

| Model # | Description |
|---------------|------------------------------------|
| #001 00805 01 | Receiver Only - Alkaline |
| #001 00805 00 | Receiver Only - Lithium Ion |
| #001 00806 01 | 3 Watt Transmitter - Alkaline Only |
| #001 00473 00 | 10 Watt Transmitter - Lithium Ion |
| #001 00473 01 | 10 Watt Transmitter - Alkaline |



The STICK

| Model # | Description |
|---------------|----------------------|
| #001 00483 00 | Stick V3 Receiver |
| #001 00493 00 | Stick V3 Transmitter |



Wohler Camera Skid

#WOHLERSKID

- For 6" to 14" pipelines.
- Negotiates 6" to 45° elbows
- Maneuvers 8" to 90° bends
- Increases depth range
- Increases camera lifetime



MAGNASTICK - MSL

| Model # | Description |
|---------------|----------------|
| #001 00385 00 | MSL Magnastick |

INSPECTION REPLACEMENT PARTS

Inspection Cable

| Model # | Description |
|-------------|---------------------------------------|
| 80017040 | 1,000' 524/11 Cable - IBAK Mainline |
| 803015531-S | 620' LISY Cable – IBAK Lateral Launch |
| 80069300 | FO2 Fiber Optic Cable 1640' - IBAK |

Inspection Replacement Parts

| Model # | Description |
|---------------|---|
| 4420185 | Termination Kit |
| CAMERAVOLTAGE | Load Test Resistor |
| 48632042 | Lateral Termination |
| 440973-40M | Lateral Cable Hard Tube |
| 4414721 | Fiberglass Rod Replacement |
| 401515501 | Nano-L Kiel Replacement |
| 49480241 | Orion-L Short Kiel Replacement |
| 49480141 | Orion-L Long Kiel Replacement |
| 49401541 | Orion Camera Guide (Skid) |
| 401500301 | Nano Camera Guide (Skid) |
| 49406242 | Air Pressure Cap |
| 49407642 | Pressure Cap Removal Tool |
| 904400441 | Air Filter Valve T76 |
| 901602501 | Brass Air Chuck T76 |
| 49406341 | Air Filter Valve for Orion / Orpheus / Nano |

Push Camera Replacement Parts

| Model # | Description |
|---------|----------------------------------|
| 289001 | Push Camera Termination Tool Kit |
| 135002 | Push Camera Termination End |
| 138002 | Link Cable |
| 177001 | S Tool |
| 517005 | Push Camera Spring |
| 554010 | 15V Power Supply |
| 554013 | 12V Power Supply |
| 20035 | 12V Milwaukee Battery Adapter |

Protection Caps

| Model # | Description |
|-----------|--|
| 49405242 | Orion™ / Nan / Orpheus™ |
| 48620541 | Camera Base Front / Lateral Cable |
| 902201441 | T66 / T76 / PANO150 / PANO2 Tractor Rear |
| 48905642 | Mainline Cable |
| 904051442 | LISY 3.1 / 3.2 / Camera Base |

CAMERA HEAD Light Housing

| Model # | Description |
|-----------|--|
| 49412132 | Orion™ / Orion™-L Center |
| 49412032 | Orion™ / Orion™-L Side |
| 400407832 | Orpheus™ Top / Bottom |
| 400407432 | Orpheus™ Side |
| 49411391 | Orion™ Spare Kit (Light Housing, O-Rings, Screws) |

PANARAMO Replacement Parts

| Model # | Description |
|-----------|---|
| 4407777 | PANARAMO™ Lenses |
| 400323341 | PANARAMO™ Calibration Cap |
| 400323841 | PANARAMO™ Flash Covers |
| 905145631 | PANARAMO™ II Air Filler Valve |
| 905180641 | PANARAMO™ II Air Filler Valve Protective Cap |
| 905146242 | PANARAMO™ SI Air Pressure Cap |

Push Camera Skids

| Model # | Description |
|----------------|---------------|
| 178001 | 2' Skid |
| 178004 | 3" Skid |
| MINIROLLERSKID | 4" - 6" Skid |
| 178003 | 6" - 18" Skid |

SMOKE & DYE TESTING



1A Smoke Bomb

#1A

- Generates 4,000 Cubic Feet of Smoke
- 30 Second Run Time



3C Smoke Bomb

#3C

- Generates 40,000 Cubic Feet of Smoke
- 3:00 Run Time



WC Double Wick Smoke Bomb

#W3C

- Generates 40,000 Cubic Feet of Smoke
- 2:00-3:00 Run Time
- Allows Smoke bombs to be daisy chained



Manhole Air/Smoke Blower

#30-S

Output of 4,300 cfm



5 or 55 Gallon Containers

#SL-5



Fluorescent FLT Orange

#105006

Fluorescent Industrial Red

#105000

FLT Blue

#105005

Fluorescent FLT Yellow/Green

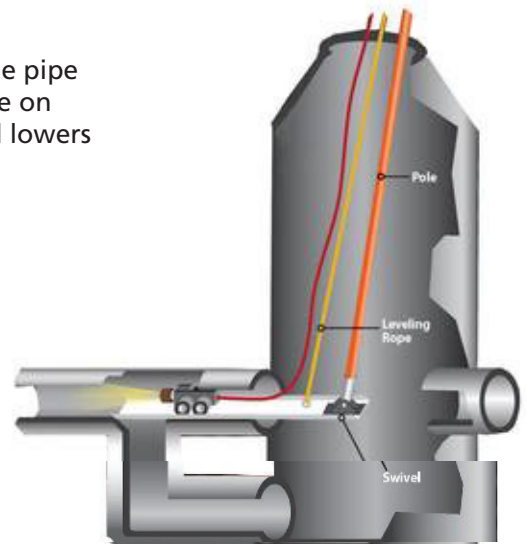
#105001

PRODUCT SPOTLIGHT

Drop Manhole Bridge

The Drop Manhole Bridge is designed to “bridge that gap” from the pipe entrance, cross over the Drop down pipe, and allow you to continue on your way. This invention connects to our Fiberglass pole system and lowers straight down into the manhole by way of its swivel base.

| Model Number | Description |
|--------------|------------------------------|
| #DMB-1-24-6 | Drop Manhole kit for 6" Pipe |
| #DMB-1-24-8 | Drop Manhole kit for 8" Pipe |





ELECTRICAL UTILITY MAINTENANCE



INDUSTRIAL MAINTENANCE



INSPECTION MAINTENANCE



SWEEPER MAINTENANCE



SERVICE SOLUTIONS

Expect premium service from every JDC location, coast to coast, provided by our seasoned experts. Our collective, comprehensive industry knowledge and years of expertise allows us to become an extension of your team.

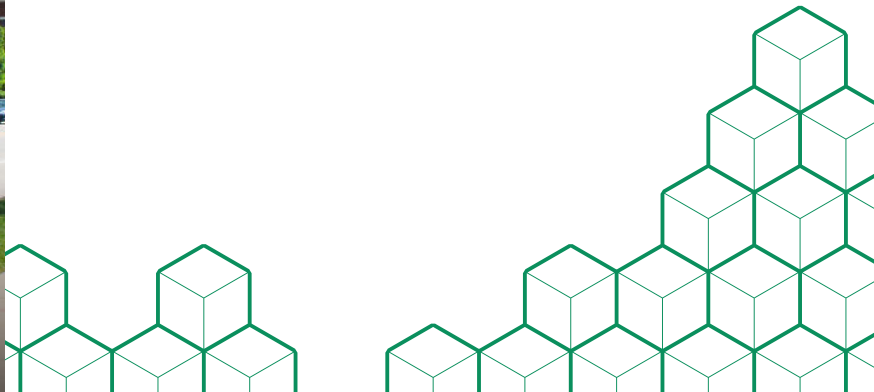
FREE 360° INSPECTION

Our experienced technicians will determine the amount of parts and labor needed to provide a reliable, work-ready unit upon completion, and develop recommendations and options for the customer to choose from.

AFTER HOURS Drop-Off

Our after-hours drop-off service has provided customers the extra support they need in a busy industry. To ensure a smooth process, talk with your local branch about dropping off your rental.

Talk to your local branch for additional information or visit [TeamJDC.com/Service](https://www.teamjdc.com/Service)




SAFETY EQUIPMENT



**DAX Fifty
50 Green**
#HDC50C-20GC



**DAX Fifty
50 Desert Camo**
#HDFC50-20CD



**DAX Carbon
Fiber Camo**
#HDC-20CK

- Perforated synthetic leather comfort dome with molded EVA foam insert for additional shock absorbing protection to the top of head
- Oversized ratcheting fitment dial to adjust size, easy to grip and use with gloves on
- 6 point suspension system for a secure, comfortable fit
- Triple reinforced crown for superior impact protection
- Designed to offer outstanding protection in hot and dangerous industries, the DAX Hard hat shell has been tested to radiant heat loads producing temperatures up to, but not exceeding, 350° F (177° C).
- Meets ANSI Z89.1-2014 requirements for Type 1, Class C



Spire 100 LED Beacon
#100TC-A

- Single-color, short and tall LED beacon
- 25 flash patterns
- Built-in industry-standard watertight cable connection
- Multi-voltage, 12/24 Vdc



Spire 200 LED Beacon
#200TC-A

- Single- and dual-color, short and tall LED beacon
- 25 flash patterns
- Multi-voltage, 12/24 Vdc
- Low-power mode
- IP69K rated for protection against dust and water



Latitude Signal Master
#SL8S-A48

- 6 or 8 head models
- Includes economy SignalMaster controller
- Interior and exterior mounting brackets - purchase separately
- Left, right and center-out warning signals



MicoPuls Ultra
#MPS1200U-AA - Amber
#MPS1200U-GG - Green

- Ultra low-profile, surface mount perimeter light offered in three sizes
- Single, dual, and tri-color models available
- 25 selectable flash patterns
- Clear and Smoked lens models available

Hand held spot light

#46494BJD

- No Standalone lithium batteries are sold with the product
- LED technology, 1000-lumen, shock-proof with 50,000 hour lifetime
- Fully recharges battery in 4 hours and charges battery in product; Charge LED indication: LED Red – Charging; LED Green – Charged
- Trigger style switch with momentary or click on/off operation; secondary rotary switch selects output mode
- High impact polycarbonate housing, rubberized lens ring, and cushioned-grip handle



SAFETY EQUIPMENT



Quest Safety Glasses

#EQT-12KA

- Small to medium fit & coverage
- TR-90 frame construction with soft rubber temple and nose bridge
- Exceeds UV-A / UV-B / UV-C



Carbonwire A7 Nitrile

#GCL-19KL

- 360 Carbonwire™ cut level 7 with a 13 gauge shell: High Density Polyethylene (HDPE) and glass fiber
- Nitrile microfoam dipped palm provides superior grip and offers chemical and caustic substance resistance



Tacker Winter Glove

#GTW-17KK1L

- EVA padded palm for impact and vibration absorption
- Touch screen finger tip
- Machine washable genuine leather for resistance
- TPR wrist closure



Viz-Pro T-Shirt

#AVE-10L1L

- Polyester air mesh maximizes airflow
- 2" width reflective tape
- Provides ANSI/ISEA class 2 certification



Viz-Pro1 Vest

#AV5-13E1L

- Polyester air mesh maximizes airflow
- 2" width reflective tape
- Provides ANSI/ISEA class 2 certification



High-Viz Bomber Jacket

#AVB-17HVK1L

- Waterproof 100% polyester 300D oxford shell
- 2" width reflective tape
- 100% polyester anti-pillar polar fleece removable lining



Tracker Winter Rated Glove

#GTA-ITCF

- TPR wrist closure
- Single-piece palm with saddle, fourchette and fingertip reinforcements
- Lightweight back of hand material maximizes air flow



Hi-Viz Parka Jacket

#AVPITHVK

- Waterproof 100% polyester 300D oxford shell
- 2" width reflective tape
- 100% polyester apolar fleece removable lining



Option Winter Glove

#GOW-17HVBR

- Single-piece palm with saddle, fourchette and fingertip reinforcements
- Lightweight back of hand material maximizes air flow
- TPR wrist closure

WINCH & HARNESS

Retrieving incapacitated workers and bringing them to safety makes the winch one of the most critical parts of your rescue system. Choosing the right lifeline type and length are just a few of the options. In some situations, you may need a secondary or backup system, too.



Personal Winch
 #140-50G
 Fall Arrest / Retrieval
 Device
 2 Braking Systems



**Self Retracting
 Life Line**
 #2005-50G
 Fall Arrest /
 Retrieval Device
 Self-Retracting
 Line / Winch Mode
 2 Braking Systems



**Confined Space
 Winch**
 #8102001
 Winch & Line:
 6 ft. Galvanized 1/4 in.



3-Way Retrieval
 #3501102
 Ultra-Lok: 50 ft. SRL

PRODUCT SPOTLIGHT



**Team Communication
 System**
 #CSB-990MAX
Carrying Case
 #VL6CASELG

Features

- Up to 8 full-duplex intercom positions
- Unlimited number of listen-only headsets.
- Range: Up to 1,500 feet (line of sight).
- Headset shuts down after 15 minutes of inactivity and will automatically turn back on when the user picks up the headset.
- Noise reduction rating of 23dB.
- Full-duplex intercom communications without any push-to-talk required.
- 15 hours battery life
- Charge anywhere with either a 120V or 12V/24V power source.
- No installation or base station required. Just turn on your headset and start talking.



**Universal
 Exofit Harness**
 #1102000



Exofit Harness

| | |
|----------|---------|
| Model # | Size |
| #1113151 | Small |
| #1113154 | Medium |
| #1113157 | Large |
| #1113160 | X-Large |

CONFINED SPACE EQUIPMENT



MSE TRIPODS

#100/7 / #100/9
7 ft. or 9 ft. Tripod

Made from a high-strength aluminum construction, these tripods feature adjustable legs with quick pin adjustment capabilities and integrated independent leg locks which hold legs securely in place. Tested to withstand up to 5,400 lbs. of static load.

Folding Ladders

| Model # | Length |
|----------|--------|
| #585A-10 | 10 ft. |
| #585A-12 | 12 ft. |
| #585A-14 | 14 ft. |



Adjustable Davit Arm

- #8518382
- 11 1/2 - 27 1/2 in. Reach
 - 66 - 76 in. Height
 - 5,000 lb. Mast Anchorage Point



Manhole Collar Davit Base

- #8510457
- 22 - 24 in. Diameters
 - Carrying Handles



Trailer Hitch Base

- #8510140
- 2 in. Ball Hitch
 - Adjustable T-Bar Stabilizer
 - For 27 1/2 in. Max. Offset Davit Mast




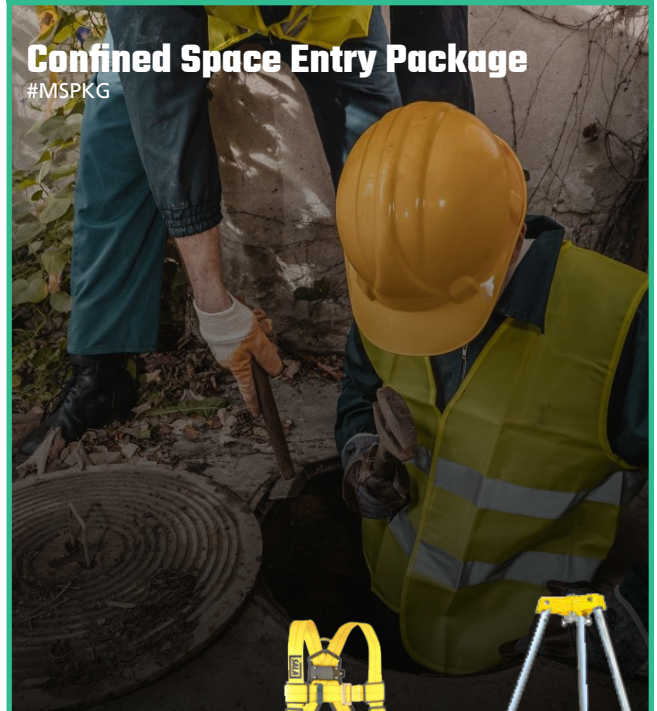
Concrete Wall Base

- #8512285
- 24 in. Max Wall Thickness

PACKAGE DEAL

Confined Space Entry Package

#MSPKG



Package includes:

- 7' Tripod
- Material Work Winch
- 3-Way Rescue and Recovery Winch
- Attachment Hardware
- Universal Safety Harness
- Optional air monitor and/or ventilation unit

OSHA approved class:
CONFINED SPACE ENTRY

Additional CONFINED SPACE and FALL PREVENTION PRODUCTS available. Contact your Regional Sales Representative or a local branch for all your needs!

WINCH & HARNESS

Manhole Blower / Ventilation

Blower Exhauster Fans are constructed with conductive ABS or corrosion and chemical resistant polyethylene for long lasting durability.



8" Axial Plastic Manhole Blower Only

#9536
8 in. Blower Only Power

8" Axial Plastic Manhole Blower with Hose

#9532-15
Hose Length: 15 ft.
Power: 115 Volt
Other:with Canister

8" Axial Plastic Manhole Blower with Hose

#9532-25
Hose Length: 25 ft.
Power: 12 Volt
Other: with Canister

12" Axial Plastic Manhole Blower with Hose

#9543-15
Hose Length: 25 ft.
Power: 115 Volt
Other: with Canister

MULTI GAS MONITORS



Microtector II

#G450-11410
Features:


- O2
- LEL Combustible
- CO & H2S
- Alkaline Batteries



Microtector II

#G450-11420
Features:

- O2
- LEL Combustible
- CO & H 2S
- Rechargeable Batteries



Docking Station

#1450-401
Features:

- G450 Dock Station
- Smart Pump
- Alkaline Batteries



Smart Pump

#1450-922
Features:

- Smart Pump
- Rechargeable Batteries

PRODUCT SPOTLIGHT

Rollgliss™ R550

#3327050

This state of the art, fully automatic controlled descent device can be used for rescue and evacuation from heights up to 1,640 ft. for one user 310 lbs. or 575 ft. for two users totaling 620 lbs.



Included:

- 350 ft. (107 m) rescue and descent kit with rescue wheel
- 4 ft. (1.2m) anchor sling
- 2 carabiners and carrying bag

Specifications:

| | |
|-------------------|-------------------|
| Carabiner: | Zinc Plated Steel |
| Decent Type: | Vertical |
| Housing Material: | Aluminum |
| New Weight: | 23.85 lb |
| Number of Users: | Two |
| Length: | 350 f |



Learn more about the product

1. Open the camera app
2. Focus the camera on the QR code by gently tapping the code
3. Follow the instructions on the screen to complete the action



Gas Monitor Kit

#G450-11410-K / #G450-11420-K
Features:
 Gas Meter w/ Calibration kit (2 Model Options)

Why Choose Precision Tension Solutions for Transmission and Distribution?

Precision Tension Solutions, a trail-blazing manufacturer in the transmission and distribution market, where the industry lead time often exceeds 30+ weeks, the average turn-around time is only 2-6 weeks or less to manufacture from scratch and just a matter of days from our expansive inventory.

Precision Synthetic Rope Solutions Stringing Line Options

| MANUFACTURER | MODEL | DESCRIPTION |
|-------------------|---------------------|---|
| Precision Tension | 12-STRAND POLYESTER | 7/16" X 8,500' W/ 3' Back Splice (Blue, Green, Yellow, Orange, Red) |
| Precision Tension | 12-STRAND POLYESTER | 1/2" X 8,000' W/ 3' Back Splice (Blue, Green, Yellow, Orange, Red) |
| Precision Tension | 12-STRAND POLYESTER | 5/8" X 10,000' W/ 4' Back Splice (Blue, Green, Orange, Red) |
| Precision Tension | 12-STRAND POLYESTER | 5/8" X 15,000' W/ 4' BACK SPLICE (Blue, Green, Orange, Red) |
| Precision Tension | 12-STRAND POLYESTER | 1" X 11,000' (GREEN) |

Precision Synthetic Rope Solutions Truck & Winching Rope Options

| TYPE | SUBCATEGORY | MODEL | DESCRIPTION |
|------------|----------------|----------------------|--|
| Winch Line | Digger Derrick | Class li Dble Braid | 7/8" X 335' W/ SOFT EYE EACH END |
| Winch Line | Bucket Truck | Ultra 12 | 5/8" X 425' W/ SOFT EYE & REINFORCED THIMBLE EYE |
| Winch Line | Digger Derrick | Ultra 12 | 1/2" X 100' W/ THIMBLE EYE & SOFT EYE |
| Winch Line | Digger Derrick | Dble Braid Polyester | 1" X 80' W/ THIMBLE EYE & SOFT EYE |
| Winch Line | Digger Derrick | Dble Braid Polyester | 1" X 100' W/ THIMBLE EYE & SOFT EYE |
| Winch Line | Digger Derrick | Dble Braid Polyester | 1" X 120' W/ THIMBLE EYE & SOFT EYE |
| Winch Line | Digger Derrick | Dble Braid Polyester | 1" X 140' W/ THIMBLE EYE & SOFT EYE |
| Winch Line | Digger Derrick | Dble Braid Polyester | 1 1/8" X 120' W/ THIMBLE EYE & SOFT EYE |
| Winch Line | Digger Derrick | Dble Braid Polyester | 1 1/8" X 140' W/ THIMBLE EYE & SOFT EYE |
| Auger Stow | Digger Derrick | Dble Braid Polyester | 7/8" X 10' W/ 6" SOFT EYE EACH END |
| Jib Line | Bucket Truck | Dble Braid Polyester | 1/2" X 80' W/ THIMBLE EYE & SOFT EYE |
| Jib Line | Bucket Truck | Dble Braid Polyester | 1/2" X 95' W/ THIMBLE EYE & SOFT EYE |
| Jib Line | Bucket Truck | Dble Braid Polyester | 1/2" X 110' W/ THIMBLE EYE & SOFT EYE |
| Jib Line | Bucket Truck | Dble Braid Polyester | 1/2" X 155' W/ THIMBLE EYE & SOFT EYE |
| Hardware | Bucket Truck | Screw Pin Shackle | 3/8" 1-TON & SWIVEL HOOK W/ LATCH KIT |

OUTRIGGER PADS



Engineered for strength, rigidity and maximum load distribution in an easy to use, unbreakable outrigger pad. Built using DICA's proprietary engineered thermoplastic material, every SafetyTech Outrigger Pad is designed and sized to never physically or functionally fail.

DICA outrigger pads, stabilizer pads and crane pads are put to the test daily in demanding industries including electric utility, crane rental, construction, tree care, concrete pumping, mining and drilling operations and all five branches of the U.S. armed forces and NASA.

1" Medium FiberTech Outrigger Pad

| SIZE | WEIGHT (LBS) | WORK LOAD LIMIT (LBS) |
|---------|--------------|-----------------------|
| 18x18x1 | 11 | 45,000 |
| 18x24x1 | 18 | 60,000 |
| 22x24x1 | 17 | 55,000 |
| 24x24x1 | 19 | 60,000 |
| 30x30x1 | 30 | 75,000 |
| 36x36x1 | 43 | 80,000 |

2" Heavy FiberTech Outrigger Pad

| SIZE | WEIGHT (LBS) | WORK LOAD LIMIT (LBS) |
|---------|--------------|-----------------------|
| 18x18x2 | 20 | 70,000 |
| 24x24x2 | 38 | 80,000 |
| 30x30x2 | 60 | 95,000 |
| 30x2 | 45 | 85,000 |
| 36x36x2 | 86 | 110,000 |
| 36x2 | 68 | 100,000 |
| 42x42x2 | 120 | 125,000 |
| 42x2 | 92 | 115,000 |
| 48x48x2 | 150 | 140,000 |
| 48x2 | 120 | 130,000 |
| 60x2 | 190 | 160,000 |

3" Super FiberTech Outrigger Pad

| SIZE | WEIGHT (LBS) | WORK LOAD LIMIT (LBS) |
|---------|--------------|-----------------------|
| 24x24x3 | 60 | 112,000 |
| 36x3 | 102 | 130,000 |
| 42x3 | 138 | 150,000 |
| 48x3 | 180 | 170,000 |
| 60x3 | 285 | 210,000 |

WOOD OUTRIGGER PADS TYPICALLY HAVE A LOWER UP-FRONT COST BUT COME WITH SIGNIFICANT LIMITATIONS.

Wood is a natural material that can easily crack, break or splinter when put into use. Once in the field, a wood outrigger pad will experience significant stress from equipment loads, varying soil conditions and exposure to the elements such as water, heat, and cold. These environmental factors cause wood outrigger pads to degrade fairly quickly.

Due to these issues, it's not uncommon for wooden crane mats to last for as little as one use and very few survive more than 1-2 years of consistent stress in the field. On a ten year timeline, a "best case" wood outrigger pad will need to be replaced up to five times. For a 24'x24' pad used for small to mid-size outrigger-enabled equipment, the replacement cost for a wood outrigger pad will be \$500.00 or more.

OUTRIGGER PADS




SafetyTech Outrigger Pad

| SHAPE | SIZE | WEIGHT (LBS) | WORK LOAD LIMIT (LBS) |
|-------|------|--------------|-----------------------|
| Round | 36x1 | 75 | 130,000 |
| Round | 42x1 | 105 | 150,000 |
| Round | 48x1 | 140 | 170,000 |



AlturnaMATS Ground Protection Mats

| THICKNESS | W X L | WEIGHT (LBS) |
|-----------|---------|--------------|
| 1/2 Inch | 4' x 8' | 86 |
| 1/2 Inch | 3' x 8' | 65 |
| 1/2 Inch | 3' x 6' | 51 |
| 1/2 Inch | 2' x 8' | 43 |
| 1/2 Inch | 2' x 6' | 33 |
| 1/2 Inch | 2' x 4' | 22 |



VersaMATS Ground Protection Mats

| THICKNESS | W X L | WEIGHT (LBS) |
|-----------|---------|--------------|
| 1/2 Inch | 4' x 8' | 86 |
| 1/2 Inch | 3' x 8' | 65 |
| 1/2 Inch | 2' x 8' | 43 |

Check out our TSE stringing equipment

Electric utility parts and service available! Connect with a Parts and Service Reps to learn more!





1. Open the camera app
2. Gently tapping the QR code to focus the camera
3. Follow the instructions on the screen



ROCK AUGERS & CORE BARRELS

The right tool for loose and compacted soils, stiff clays, soft shales and rock. You can use the Digger Derrick Auger with heavy utility vehicles to dig holes for poles and more. Whether you're drilling through dirt or rock, the right auger will help you satisfy your operations. Enhance your drilling system with durable tooling that can withstand many different conditions.



| MANUFACTURER | ITEM NUMBER | ITEM DESCRIPTION |
|-----------------|-------------|------------------|
| JEFFREY MACHINE | ROCK TOOTH | 24" DIA - 4" BOX |
| JEFFREY MACHINE | ROCK TOOTH | 30" DIA - 4" BOX |
| JEFFREY MACHINE | ROCK TOOTH | 36" DIA - 4" BOX |
| JEFFREY MACHINE | ROCK TOOTH | 42" DIA - 4" BOX |
| JEFFREY MACHINE | ROCK TOOTH | 48" DIA - 4" BOX |
| JEFFREY MACHINE | ROCK TOOTH | 54" DIA - 4" BOX |
| JEFFREY MACHINE | ROCK TOOTH | 60" DIA - 4" BOX |
| JEFFREY MACHINE | ROCK TOOTH | 72" DIA - 4" BOX |
| JEFFREY MACHINE | CORE BARREL | 24" DIA - 4" BOX |
| JEFFREY MACHINE | CORE BARREL | 30" DIA - 4" BOX |

What can be modified?

- Flighting Thickness
- Multiple flights
- Flighting Pitch
- Overall Length
- (OAL) Steel Grade
- Hardening
- Pilot
- Teeth and holder tooth
- Angler Kelly
- Box Stem

DIRT & ROCK DIGGER DERRICK AUGERS

Medium Duty Bullet Tooth Auger



| MANUFACTURER | ITEM NUMBER | ITEM DESCRIPTION |
|-----------------|-------------|---|
| JEFFREY MACHINE | JM-90232 | MD - ROCK - 30IN MEDIUM DUTY 104-48 2.5 HEX |
| JEFFREY MACHINE | JM-90208 | MD - ROCK - 24IN MEDIUM DUTY 104-60 2.5 HEX |
| JEFFREY MACHINE | JM-90140 | MD - ROCK - 18IN MEDIUM DUTY 104-60 2.5 HEX |
| JEFFREY MACHINE | JM-90124 | MD - DIRT - 18IN MEDIUM DUTY 104-60 2.5 HEX |

Fully certified paint technicians & facilities

Whether you need a full body paint or just the doors, we can keep your equipment looking new. Ask your sales rep about your options.

Ask how this is incorporated into our rebuild packages.





Pelican Strip Broom
7970066



Whirlwind MV, Megawind
Poly Center Broom
7873203

After Market Sweeper Brooms

| Model # | Description |
|--------------------|--|
| 21-053256VPN | Vanguard Poly TB 5-7/8 x 32 x 56.5 Johnston 3000/4000, Global M3/MX3 |
| 21-083658MOP | Poly Tube Broom 8 1/2 x 36 x 58 Mobil-Athey, Schwartz™ M5000, Schwarze M6 |
| 21-041552JOP | Johnston 600 Poly TB 5 x 15 x 52.5 |
| 21-041551JOP650-07 | Johnston 650-07 PO TB 4 3/8 x 15.5 x 51 Star Drive |
| 21-041551JOP651 | Johnston VT651 Poly TB4 3/8 x 15.5 x 51 |
| 21-021279TYP | Tymco 600 Poly TB 2 7/8 x 12 x 79 |
| 21-130565AP | United Pro Strip Brush 13 x 56.5 13/Bx Johnston 3000/4000, Global M3/MX3 |
| 20-130580AP | United Pro Strip Brush 13 Trim x 58 |
| 41-PATFMP12 | Blue Steel Snapon 12 Seg Plas Back GB Johnston 3000/4000, Global M3/MX3 |
| 41-PATWAP4 | Blue Steel Wayne 4 Seg Plas Back GB Johnston 3000/4000 |
| 41-PATJOW116 | Blue Steel Johnson 16 IN Wood Back GB |
| 41-PATELP4 | Blue Steel 4 Seg Plas Back GB STD Tymco 435, Schwarze A4000 |
| 41-PATELP5 | Blue Steel 5 Set Plas Back GB Schwarze A7000, A9000, M5000 |
| 41-PATMOP4 | Blue Steel 2 Seg Plas Back GBSTD Athey-Mobil, Tymco 600 |
| 41-PATWWP2 | Blue Steel 4 Seg Plac Back GB 20 Schwarze 333, Johnston VT650 |
| 41-PATELP420 | Blue Steel 4 Seg Plac Back GB 20 Tymco 210 |

ELGIN™ OEM Replacement Brushes

| Model # | Description |
|---------|---|
| 5713881 | Broom Bear™ H, Broom Badger™ Strip Broom |
| 7970068 | 4M Eagle, Road Wizard, Broom Bear Strip Broom |
| 7970066 | Pelican™ Strip Broom |
| 1071285 | Whirlwind™ MV, Megawind Combo Center Broom |
| 7873203 | Whirlwind™ MV, Megawind Poly Center Broom |
| 7873222 | Side Broom Segment Set – (5) 17 Wire |
| 7873226 | Side Broom Segment Set – (4) 24 Wire |
| 7873207 | Geovac Poly Center Broom |
| 7873206 | Broom Bear H, Broom Badger Main Broom |
| 7873202 | 4M Eagle, Road Wizard™, Broom Bear Main Broom |
| 7873201 | Pelican Main Broom |
| 7873209 | Pelican HD Main Broom |
| 7873225 | 4 Segment Gutter Broom HD |
| 7873223 | 5 Segment Gutter Broom HD |
| 7873229 | 2 Segment Gutter Broom A |
| 1096159 | AY-Dirt Shoe, Right Hand |
| 1096160 | AY-Dirt Shoe, Left Hand |

Sweeper Replacement Parts

| Model # | Description |
|---------------|---|
| 20-130580AP | Broom Bear H, Broom Badger Strip Broom |
| 20-130600AP | 4M Eagle, Road Wizard, Broom Bear Strip Broom |
| 20-130660AP | Pelican Strip Broom |
| 21-021654ELC | Whirlwind MV, Megawind Combo Center Broom |
| 21-021654ELP | Whirlwind MV, Megawind Poly Center Broom |
| 21-021660WWP | Geovac Poly Center Broom |
| 21-083658MOP | Broom Bear H, Broom Badger Main Broom |
| 21-083660EAP | 4M Eagle, Road Wizard, Broom Bear Main Broom |
| 21-083666ELP | Pelican Main Broom |
| 21-083666ELPH | Pelican HD Main Broom |
| 41-PATELP4H | 4 Segment Gutter Broom HD |
| 41-PATELP5H | 5 Segment Gutter Broom HD |
| 41-PATWWP2 | 2 Segment Gutter Broom |

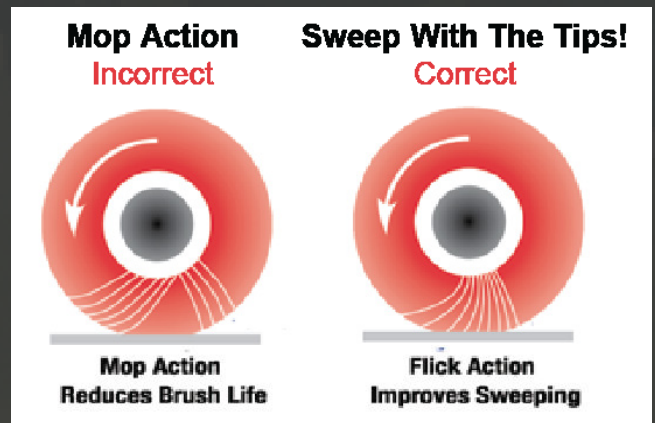
Is it time to change your broom?

Elgin recommends replacing tube brooms when the filament reaches 7.0 inches and side brooms when the filament reaches 6.0 inches. Regularly check the broom filament for maximum sweeping effectiveness.

Broom Down Pressure

A properly adjusted broom sweeps with the tips of its bristles. When too much down pressure is applied, the broom is no longer using its tips. This limits the “flick” action of the bristles and limits sweeping effectiveness.

To check for correct down pressure, lower the broom to the ground and rotate at normal operating speed with the machine remaining stationary. Lift the sweeping assembly and check for a 2”- 4” wide sweeping path. Make any adjustment needed to down pressure and recheck path.



NVE SINGLE GATE VALVES

| Model # | Description |
|---------|-----------------------------------|
| 180-4C | 4" Single Gate Valve Carbon Steel |
| 180-6C | 6" Single Gate Valve Carbon Steel |

BETTS™ SINGLE GATE VALVES

| Model # | Description |
|----------|---|
| SV914MSM | 4" CARBON TTMA X MALE NPT |
| SV916MSM | 6" CARBON TTMA X MALE NPT |
| SV904MSM | 4" CARBON TTMA FLANGE X FLANGE |
| SV966MSM | 6" CARBON VALVE ANSI FLANGE X NPT |
| SV906SSM | 6" STAINLESS SLIDE VALVE TTMA FLG X FLG |
| SV916SSM | 6" STAINLESS VALVE TTMA X MALE NPT |
| SV904SSM | 4" STAINLESS BETTS TTMA FLANGE X FLANGE |
| SV906SSM | 6" STAINLESS TTMA FLANGE X FLANGE |
| SV914SSM | 4" STAINLESS VALVE TTMA X MALE NPT |
| SV964MSM | 4" CARBON VALVE ANSI FLANGE X NPT |

BALL VALVES

| Model # | Description |
|-----------|----------------------------|
| MMA156 | 3" Ball Valve |
| MMA140 | 2" Lever Valve |
| MMA144 | 3" Lever Valve |
| MMA142 | 4" Lever Valve |
| MMA145 | 6" Lever Valve |
| MMA142-10 | 3" – 6" Lever Valve Handle |
| 40576JD | 1" Ball Valve, 5,000 PSI |
| 40575JD | 1/2" Ball Valve, 5,800 PSI |

NVE PNEUMATIC-SPRING CLOSE VALVE

| Model # | Description |
|--------------|---------------------------------|
| 190-0004SEAL | 4" Single Gate Valve Seal Kit |
| 190-0006SEAL | 6" Single Gate Valve Seal Kit |
| 190-000-4 | 4" Single Gate Valve Repair Kit |
| 190-000-6 | 6" Single Gate Valve Repair Kit |
| 180-4C1 | 4" Pneumatic Valve- Carbon |
| 180-6C1 | 6" Pneumatic Valve- Carbon |
| 180-4S1 | 4" Pneumatic Valve- Stainless |
| 180-6S1 | 6" Pneumatic Valve- Stainless |

Flange bolt pattern per TTMA recommendations and grooved outlets per MIL-C-1038B.

| Size | Description | Assembly No. | Flange Dims. | | | | Dimensions | | | | | Wt. | |
|----------------|--------------------------------|--------------|--------------------|-------------------|---------------------------|-------------------|--------------------|-----------------------------|----------------------------|-------------------|-------------------|-----------------------|------------------------|
| | | | OD | BC | Holes | Thick. | A | B | C | D | E | | |
| 3" (76 mm) | TTMA Flange x TTMA Flange | SV903*** | 6.13" (156 mm) | 4.88" (124 mm) | 8 - .44" (8 - 11 mm) | .135" (3.5 mm) | 9.63" (244 mm) | CLOSE 12.06" (306 mm) | 4.50" (114 mm) | N/A | N/A | 11.4 lbs. (5.2 kg) | |
| | 3" Threaded Pipe x TTMA Flange | SV913*** | | | | .135" (3.5 mm) | | | N/A | 3.19" (81 mm) | 2.25" (57 mm) | 10.9 lbs. (4.9 kg) | |
| | ANSI Flange x ANSI Flange | SV953*** | 7.25" (184 mm) | 6.00" (152 mm) | 4 - .75" (4 - 19 mm) | .50" (13 mm) | | | OPEN 19.63" (496 mm) | 5.12" (130 mm) | N/A | N/A | 19.0 lbs. (8.6 kg) |
| | 3" Threaded Pipe x ANSI Flange | SV963*** | | | | .50" (13 mm) | | | | N/A | 3.19" (81 mm) | 2.56" (85 mm) | 15.0 lbs. (6.8 kg) |
| 4" (102 mm) | TTMA Flange x TTMA Flange | SV904*** | 7.13" (161 mm) | 5.88" (149 mm) | 4 - .75" (4 - 19 mm) | .135" (3.5 mm) | 9.63" (244 mm) | CLOSE 13.00" (330 mm) | | 5.26" (134 mm) | N/A | N/A | 14.9 lbs. (6.8 kg) |
| | 4" Threaded Pipe x TTMA Flange | SV914*** | | | | .135" (3.5 mm) | | | | N/A | 3.31" (84 mm) | 2.63" (67 mm) | 14.1 lbs. (6.4 kg) |
| | ANSI Flange x ANSI Flange | SV954*** | 9.00" (229 mm) | 7.50" (191 mm) | 8 - .75" (8 - 19 mm) | .50" (13 mm) | | | OPEN 24.44" (621 mm) | 7.00" (178 mm) | N/A | N/A | 24.5 lbs. (11.1 kg) |
| | 4" Threaded Pipe x ANSI Flange | SV964*** | | | | .50" (13 mm) | | | | N/A | 3.31" (84 mm) | 3.50" (89 mm) | 20.0 lbs. (9.1 kg) |
| 6" (152 mm) | TTMA Flange x TTMA Flange | SV906*** | 9.38" (238 mm) | 8.13" (206 mm) | 11 - .44" (12 - 11 mm) | .135" (3.5 mm) | 11.69" (297 mm) | CLOSE 16.69" (424 mm) | | 8.06" (205 mm) | N/A | N/A | 32.5 lbs. (14.7 kg) |
| | 6" Threaded Pipe x TTMA Flange | SV916*** | | | | .135" (3.5 mm) | | | | N/A | 5.13" (130 mm) | 4.03" (102 mm) | 30.0 lbs. (13.6 kg) |
| | ANSI Flange x ANSI Flange | SV956*** | 11.00" (279 mm) | 9.50" (241 mm) | 8 - .88" (8 - 22 mm) | .50" (13 mm) | | | OPEN 31.56" (802 mm) | 8.0" (203 mm) | N/A | N/A | 46.0 lbs. (20.9 kg) |
| | 6" Threaded Pipe x ANSI Flange | SV966*** | | | | .50" (13 mm) | | | | N/A | 5.07" (129 mm) | 4.00" (102 mm) | 40.0 lbs. (18.1 kg) |

**MAWP certified for new valves only. Seat/disc damage or wear may reduce sealable MAWP.

*** Last three letters of part number designates material of construction as show below:

"MSM" = Steel Body with 316 Stainless Stem & Gates "SSM" = 316 Stainless Body. Stem & Gates

teamjdc.com



800-336-4369