


PATRIOT 40/50 LOW PRO

SKYLIFT



MACHINE SPECIFICATIONS

CARRIER:	MOROOKA 660 VD - ROPS CERTIFIED CABINS	
SPEED:	SPEED: 7.5 MPH	
GROUND PRESSURE (OPEN CAB):	40': 5.3 PSI	50': 5.6 PSI
GROUND PRESSURE (CLOSED CAB):	40': 5.5 PSI	50': 5.8 PSI
WEIGHT:	40' - 17,780 LBS.	50' - 18,600 LBS.
OPERATOR PLATFORM:	UPPER RIDING COMMAND CONSOLE	
LENGTH:	40' - 16'5" L	50' - 21' 6" L
HEIGHT:	9' 1" OVERALL	
WIDTH:	77"	
TRACKS:	RUBBER	
TILT ALARM:	DIGITAL AND AUDIBLE FRONT TO BACK / SIDE TO SIDE	
ENGINE:	76 HP KUBOTA TURBO	
FUEL CAPACITY:	10 GALLON	
HYDRAULIC OIL CAPACITY:	25 GALLON	
PUMP:	15 GPM GEAR PUMP	
OPERATING PSI:	3,000 PSI	
CONTROLS:	FULL PRESSURE UPPER	
WINCH:	6,000 LBS.	
AUGER DRIVE:	2 SPEED 5,800/10,500 FT. LBS. OF TORQUE	
AUGER STORAGE:	AUTOMATIC ON MAIN BOOM	
AUGER:	18" BULLET TOOTH	
ROTATION:	CONTINUOUS	
WORK ZONE:	UNLIMITED	
PAD MOUNT TRANSFORMER DECK:	INTEGRATED / 3,000 LBS.	
OUTRIGGER SPREAD:	FRONT 8'1" REAR 14'7" FRONT TO REAR 15'5"	
SHEAVE HEIGHT:	41' / 51'	
WORKING HEIGHT:	45' / 55'	
SIDE REACH:	35' / 45'	
DIGGING RADIUS:	22' / 30'	
BOOM ASSEMBLY:	3 SECTION INSULATED ALL HYDRAULIC EXTENSION	
LIFT CYLINDER:	6" BORE LIFT CYLINDER	
LIFTING CAPACITY:	6,000 LBS.	
BOOM ANGLES:	-5 DEGREES / +75 DEGREES	
INSULATION:	46KV CATEGORY C PER ANSI 92.2	
OUTRIGGERS:	A-FRAME FRONT / RADIAL REAR	

MACHINE SPECIFICATIONS (CONTINUED)

OUTRIGGER SAFETY:	OUTRIGGER INTERLOCK SYSTEM
OUTRIGGER ALARMS:	AUDIBLE ALARMS ON OUTRIGGERS
AUXILIARY POWER:	HYDRAULIC TOOL CIRCUIT AT GROUND
WORK LIGHTS:	LED ON OPERATOR PLATFORM
GROUNDING LUG:	STAINLESS LUG ON DECK

OPTIONS

OPEN OR ENCLOSED CABIN ON CARRIER

HYDRAULIC POLE GUIDE (MANUAL TILT)

HYDRAULIC POLE GUIDE (HYDRAULIC TILT)

SINGLE SIDED POLE CARRIERS (2)

TRANSFORMER / MATERIAL HANDLING JIB

SINGLE MAN BUCKET (350 LB. CAPACITY)

ELECTRIC RECOVERY WINCH

HYDRAULIC RECOVERY WINCH

HYDRAULIC HOSE REEL FOR TOOLS @ GROUND

SKID PLATE & REINFORCEMENT

HYDRAULIC BLADE

DUAL BUCKET (300 LB. CAPACITY) (HYDRAULIC OVERLOAD PROTECTION REQUIRED)

750 LB. CAN HANDLER w/ SHORT JIB

SINGLE BUCKET ARM (NEEDED IF PURCHASING DUAL BUCKET & CAN HANDLER)

H.O.P. HYDRAULIC OVERLOAD PROTECTION SYSTEM

RADIO REMOTE CONTROLS BELTPACK (Includes Start/Stop)

AUDIBLE ALARM FOR H.O.P.

EMERGENCY LOWERING

HIGH / LOW TWO SPEED THROTTLE

12 V OUTLET (cigarette lighter) At Upper Command Console

1250 WATT 12 VOLT POWER INVERTER

SINGLE PHASE LIFT ARM

BOOM OVERSTOW SWITCH

TOOL OUTLETS @ BOOM

ENGINE BLOCK HEATER

KELLY BAR EXTENSION

PERMANENT BUCKET STORAGE ON DECK

4 THERMOPLASTIC MOBILE MATS 2' x 8' LONG

STORAGE BRACKET FOR GROUND MATS ON TRAILER

SCREW ANCHOR ASSEMBLY

BRACKET FOR SCREW ANCHOR

PINTLE EYE EXTENSION ON TRAILER & EXTENDED SAFETY CHAINS

SPARE TRAILER TIRE

BRACKET FOR SPARE TIRE STORAGE ON TRAILER

ELECTRIC TONGUE JACK

SOLAR BATTERY CHARGER ON TRAILER

EXTRA SET OF WORK LIGHTS (2)

EXTRA SET OF MACHINE MANUALS

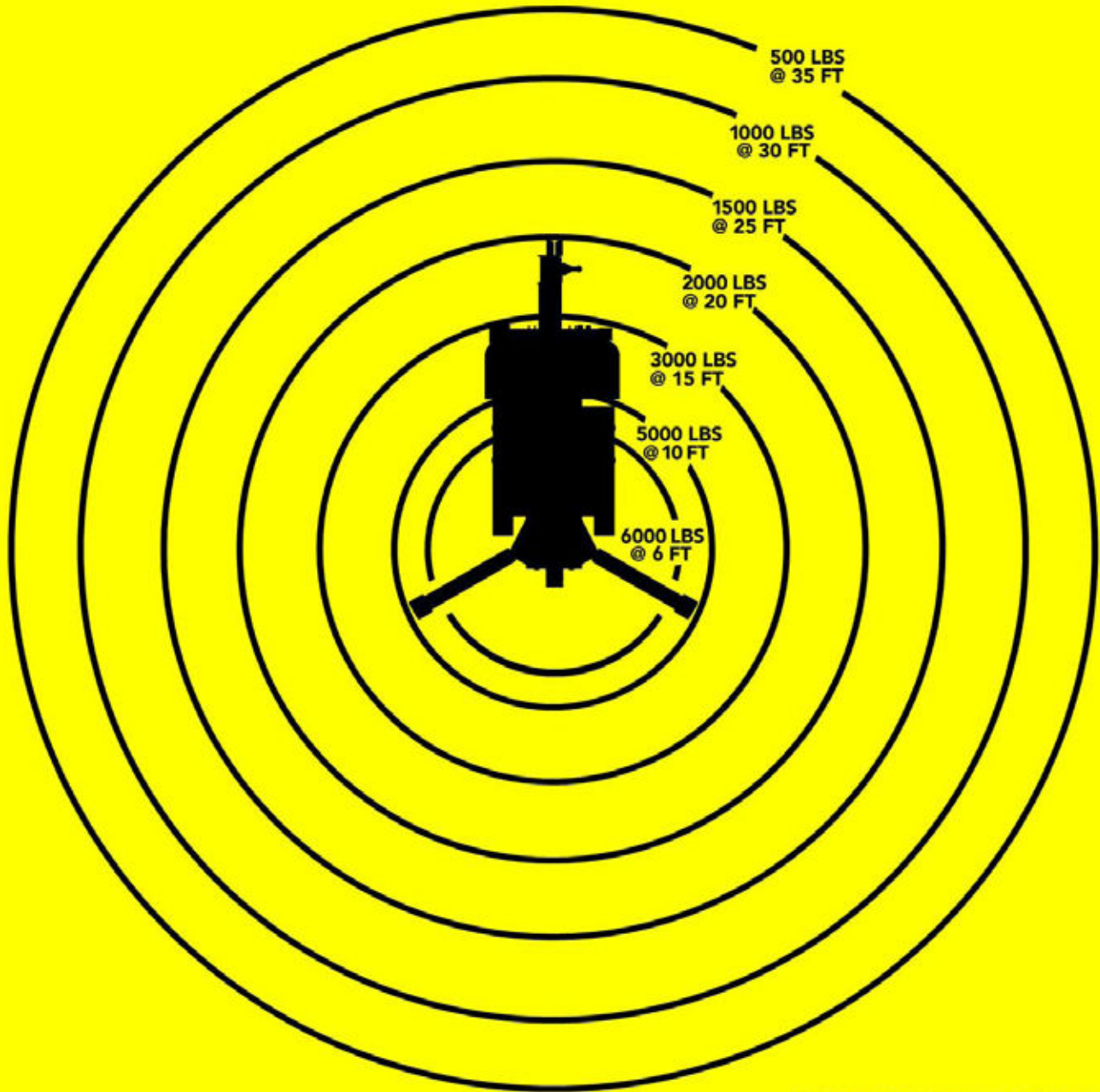
EXTRA SET OF PINS FOR ENTIRE UNIT

SET OF (4) WOODEN 19.25 x 19.25 x 1-7/8" OUTRIGGER PADS

SET OF (4) PLASTIC 18 x 18 x 1.5" OUTRIGGER PADS

PATRIOT ★ 40 Low PRO


OVERHEAD WORK LOAD AREA



WWW.SKYLIFTUS.COM

PATRIOT ★ 50 Low Pro

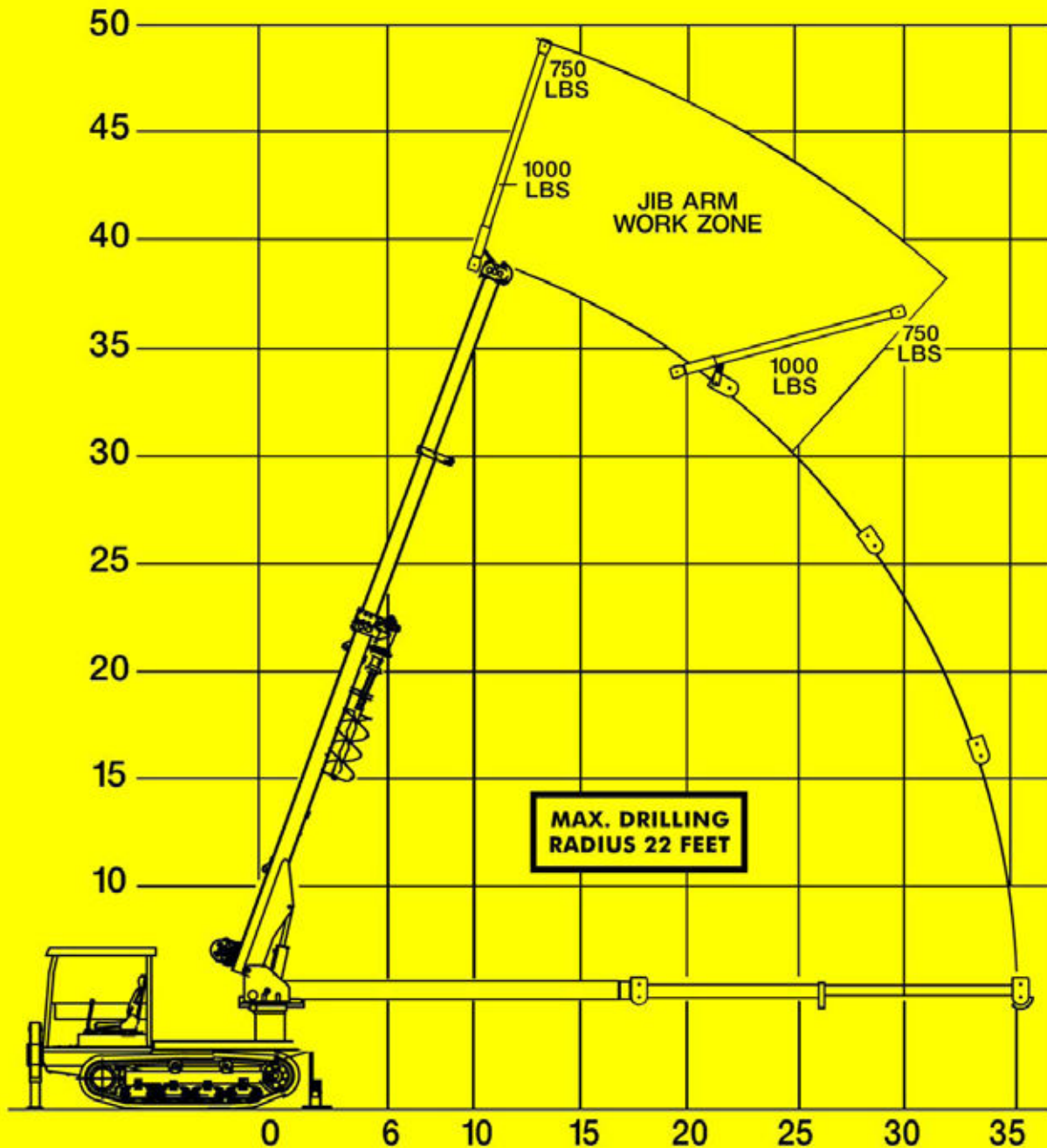
OVERHEAD WORK LOAD AREA



WWW.SKYLIFTUS.COM

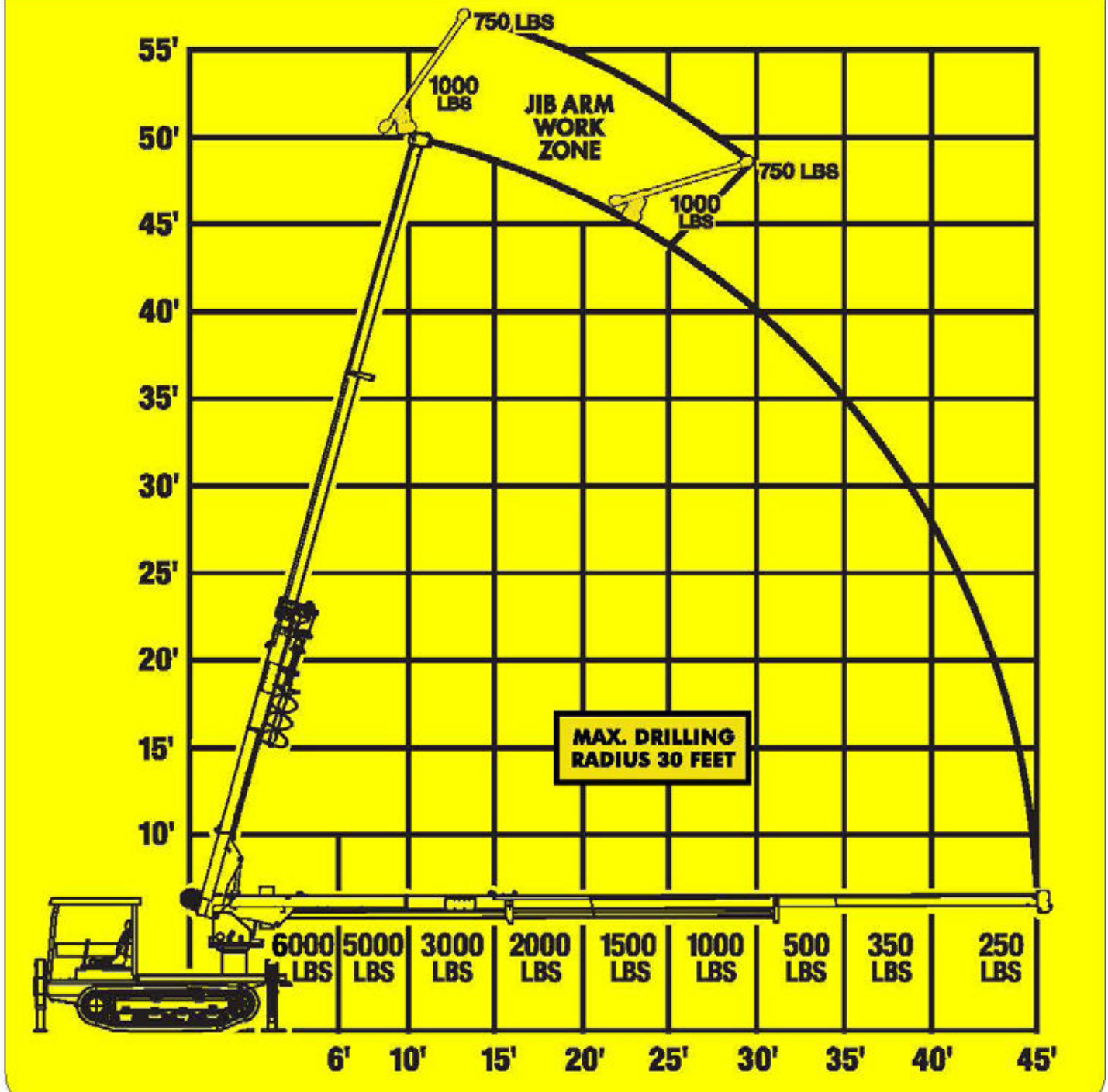
PATRIOT 40 SAFE WORK LOADS

Full 360° Work Zone

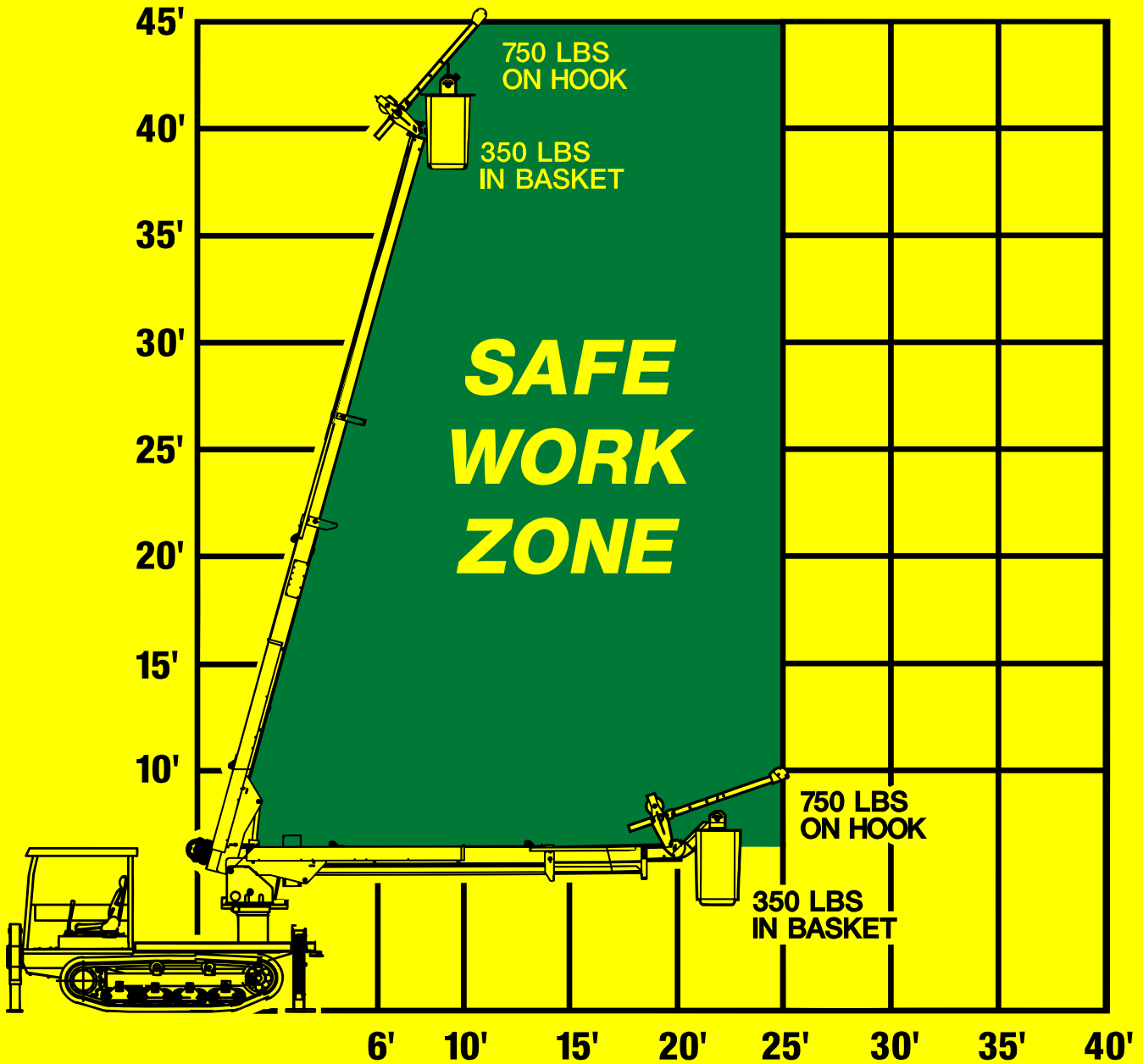


PATRIOT 50 SAFE WORK LOADS

Full 360° Work Zone



PATRIOT 40 CAN HANDLER SAFE WORK ZONE



PATRIOT 50 CAN HANDLER SAFE WORK ZONE

